

EPEX SPOT sFTP server file specifications

The purpose of this document is to show the location of the relevant EPEX SPOT data files on the new EPEX SPOT SFTP server. The availability of the data described depends on the subscriptions taken. For more information, please contact your market data team at marketdata.sales@epexspot.com.

Table of contents:

1	Available data	2
1.1	File key information	2
1.2	Available market data	2
2	Data distribution support : sFTP server	4
2.1	Requirements	4
2.2	Connection	4
2.3	Folder Structure	4
2.4	File Description	12
2.4.1	Day-Ahead Auction	13
2.4.2	Intraday Auction	21
2.4.3	Intraday Continuous	45
2.4.4	CZC and Flow files	52
2.4.5	Guarantees of origin	53
3	Annex: Folder structure and full paths	55
4	Contacts	73

1 Available data

1.1 File key information

- Please note that all files are in csv format.
- All volumes are in **MWh**.

1.2 Available market data

Please find below the list of available market data.

Market Area	Segment	Product	Update interval
All	Day-Ahead Auction (current year Y)	<ul style="list-style-type: none"> ▪ Day-ahead auction prices & volumes ▪ Aggregated curves ▪ Block bids 	Upon publication
	Day-Ahead Auction (Y-1 and beyond)	<ul style="list-style-type: none"> ▪ Historical day-ahead auction prices & volumes, aggregated curves, block bid and index data 	
	Intraday Continuous (current year Y)	<ul style="list-style-type: none"> ▪ Trades ▪ Statistics 	20-minute delay
	Intraday Continuous (current year Y)	<ul style="list-style-type: none"> ▪ Trades ▪ Statistics ▪ Indices 	End-of-Day
	Intraday Continuous (Y-1 and beyond)	<ul style="list-style-type: none"> ▪ Historical continuous trades, aggregated results/statistics and indices 	
	Intraday Continuous	<ul style="list-style-type: none"> ▪ Orders 	End-of-Day
	Intraday Auction (Current year Y) <i>Excepted Denmark, Finland, Norway and Poland</i>	<ul style="list-style-type: none"> ▪ Intraday auction prices & volumes ▪ Aggregated curves ▪ Block bids 	Upon publication
	Intraday Auction (Y-1 and beyond) <i>Excepted Denmark, Finland, Norway and Poland</i>	<ul style="list-style-type: none"> ▪ Historical intraday auction prices & volumes, aggregated curves data and block bids 	
France only	Capacity market	<ul style="list-style-type: none"> ▪ Capacity market prices & volumes ▪ Capacity market aggregated curves 	Upon publication

Market Area	Segment	Product	Update interval
Germany only	Phelix DE-AT index (current year Y)	▪ Prices & volumes	Upon publication
	Phelix DE-AT index (Y-1 and beyond)	▪ Prices & volumes	

Market	Segment	Product	Update interval
Guarantees of origin	GO auction (current year Y)	▪ Prices ▪ Volumes ▪ Indices	Upon publication
	GO auction (Y-1 and beyond)	▪ Prices ▪ Volumes ▪ Indices	

Q. How do you distinguish between current and historical data?

A. All market data from the previous year and beyond are considered as historical data. All market data of the current year is considered as current data. At the end of the current year, all data will be transferred from the “current” folder to the “historical” folder.

2 Data distribution support : sFTP server

2.1 Requirements

The technical requirements are:

- An Internet connection
- An ftp client application such as Filezilla (<https://filezilla-project.org/>) or WinSCP (<https://winscp.net/eng/download.php>) as a standalone application to download the requested market data files.

The access is attributed by the EPEX Spot market data department. The privileges depend on the type of subscription. In all cases, access is granted on a “**read only**” basis.

2.2 Connection

- Sftp host name: **ftp.epexspot.com**
- IP address: 195.254.158.152 (it is recommended to use the host name **ftp.epexspot.com** in order to avoid any impact if the IP address changes in the future)
- Protocol: **sftp**
- Port: **22** (please make sure your firewall allows connections through this port)
- User timeout setting: **60 seconds** minimum (there are certain times during the day when the traffic is very heavy, in which case the software may put some users on hold in order to remain stabilized. The user timeout setting allows to remain connected until you can access the data)

2.3 Folder Structure

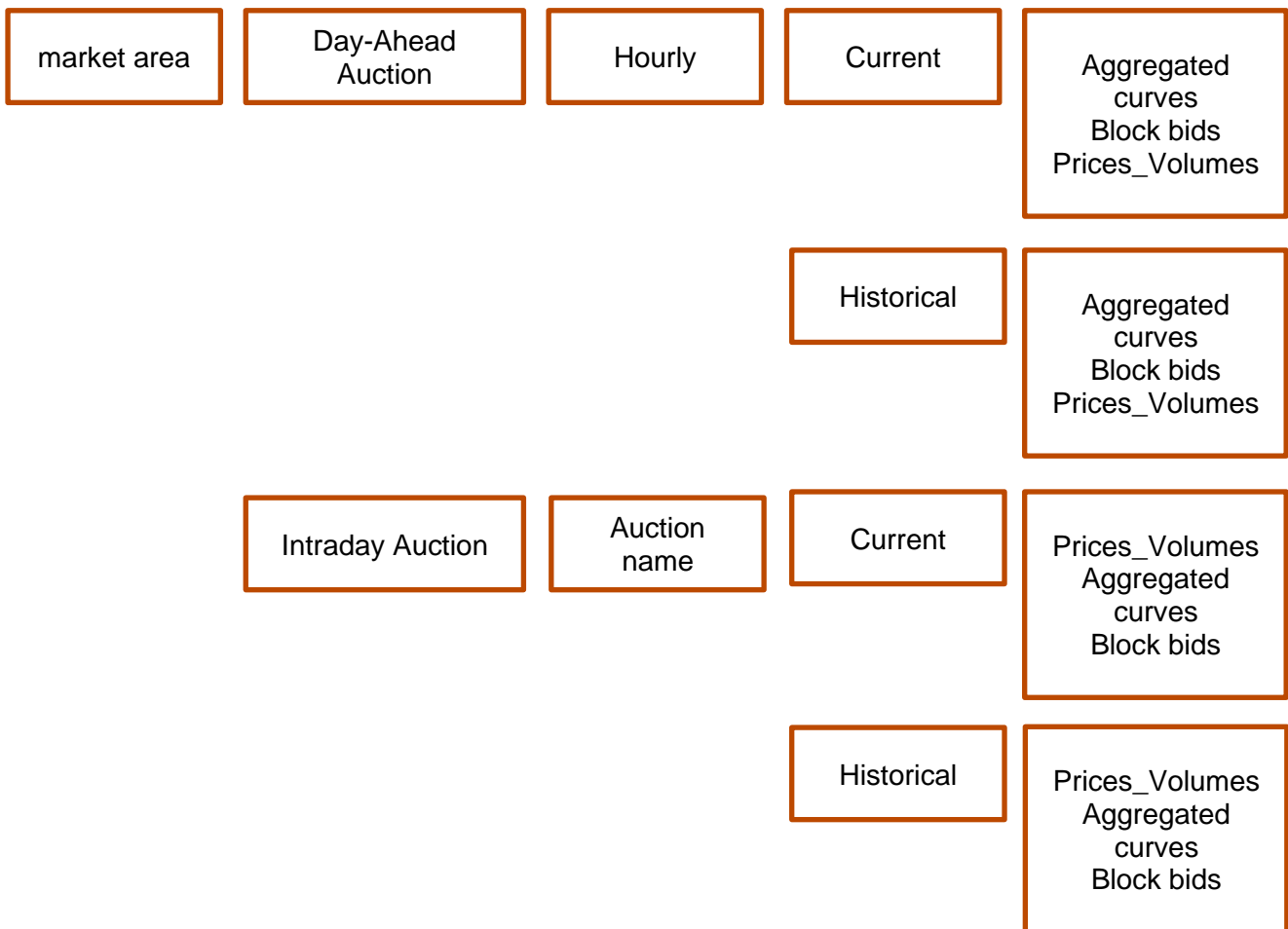
The EPEX SPOT files are stored in the folder **/<market area>/**.

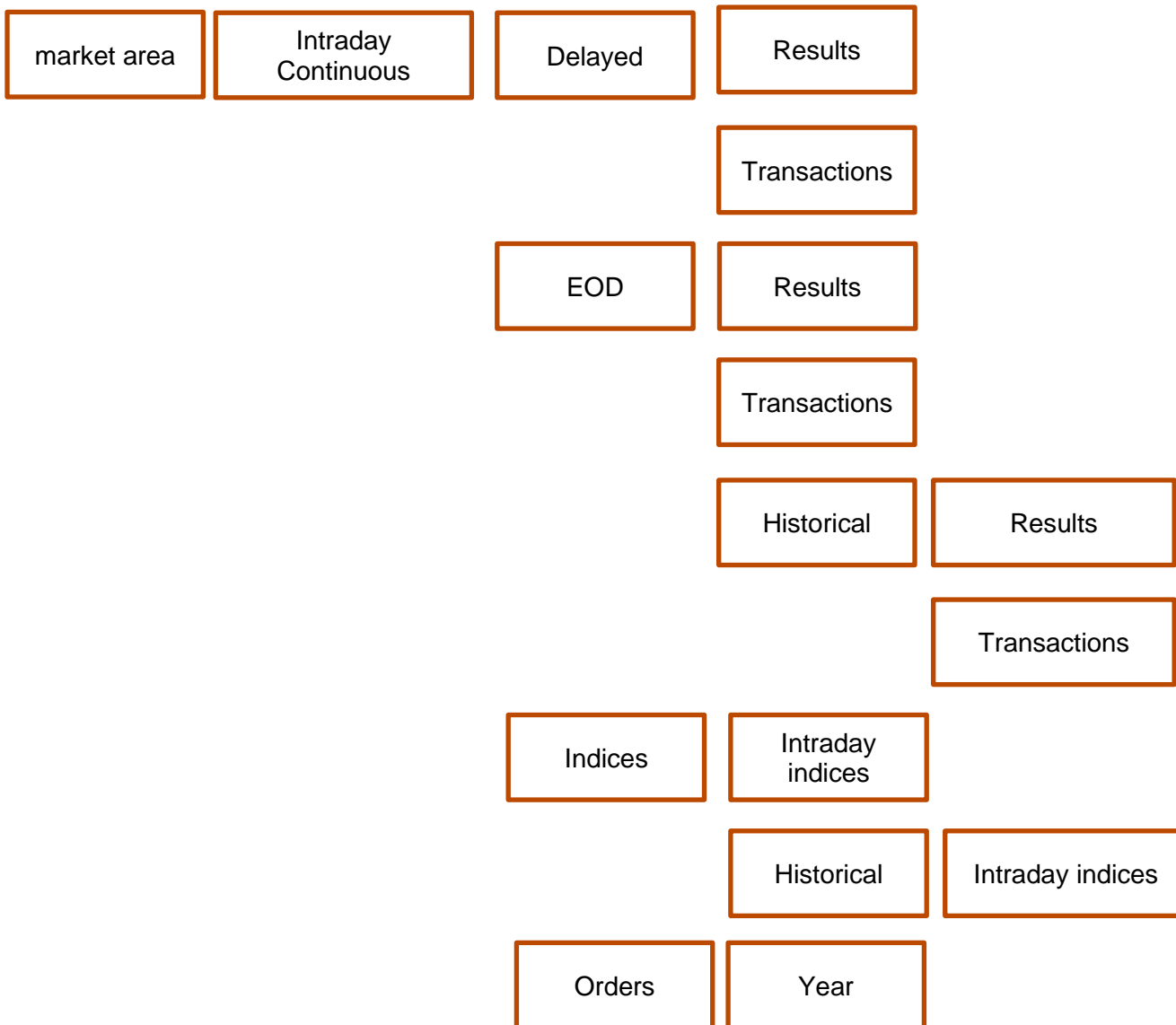
The following table shows the folder structure on the sftp server:

czc_and_flows	CZC	Nordic	YYYY	MM
---------------	-----	--------	------	----

(please note that Britned CZC and Flows data is no longer available)

GENERIC FOLDER STRUCTURE:





GERMANY

germany	Day-Ahead Auction	Hourly	Current	Aggregated curves Block bids Prices_Volumes
			Historical	Aggregated curves Block bids Prices_Volumes
Intraday Auction	15-call DE Auction		Current	Aggregated curves Block bids Prices_Volumes
			Historical	Aggregated curves Block bids Prices_Volumes
Intraday Continuous	Delayed		Results	
			Transactions	
	EOD		Results	
			Transactions	
			Historical	Results
				Transactions
Indices		Intraday		
		Historical	Intraday indices	
Phelix	Prices_Volumes			
	Historical	Prices_Volumes		

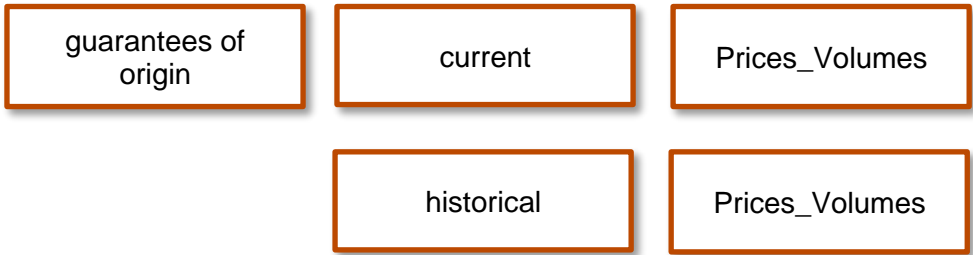


GREAT-BRITAIN

great-britain	Day-Ahead Auction	Hourly	Current	Aggregated curves Block bids Prices_Volumes
			Historical	Aggregated curves Block bids Prices_Volumes
		Half-hourly	Current	Aggregated curves Block bids Prices_Volumes
			Historical	Aggregated curves Block bids Prices_Volumes
	Intraday Auction	GB 30min IDM Auction D	Current	Prices_Volumes
			Historical	Prices_Volumes
		GB 30min IDM Auction D-1	Current	Prices_Volumes
			Historical	Prices_Volumes
Intraday Continuous	EOD	Transactions		
		Historical	Transactions	
	Indices	RPD HH 1H 2H 4H		
		RPD HH Only		

great-britain	APX Archives	Daily Market Bulletin	YYYY	
			Historical Data	YYYY
				Bin
		Dart	DART FIX FILES	YYYY
				all
		Forward Settlement Prices	YYYY	MM
		High Low Report	YYYY	
		Monthly Market Bulletin	YYYY	
		Settlement Spot	all	
			CSV versions	YYYY
			Spot Settlement Charts	YYYY
				Historic Data
		Subscription	RPD	Archive
				APX_URL-Date
				rpd_rpd.csv
				UK
				YYYY
			Settlement	

GUARANTEES OF ORIGIN



2.4 File Description

Please note that all files are in csv format. **Excel files are not generated.** The exceptions are the CZC and Flows files described later. **All volume units are in MWh instead of MW.**

2.4.1 Day-Ahead Auction

- **Volumes**

Hourly auctions (all market areas)

Name	auction_spot_volumes_market area_YYYY.csv
Format	csv
Separator	Comma separated values
	/<market area>/Day-Ahead Auction/Hourly/Current/Prices_Volumes/ (Current year Y files are located in this folder, Y-1 and beyond files are located in /<market area>/Day-Ahead Auction/Hourly/Historical/Prices_Volumes/)
Update	GB 60 min: 10:35 CET/CEST everyday Switzerland: approx. 11:15 CET/CEST everyday All other market areas: approx. 12:45 CET/CEST everyday

Line 1: # [date] [HH:MM:ss AM/PM] UTC: Volumes - EPEX Spot Market Auction – [market area]

Column description:

Header	Content and format
Delivery Day	Date: DD/MM/YYYY
Hour 1 to Hour 24	Volume: number, one decimal (unit: MWh) Hour 3A and Hour 3B are used for Summer and Winter clock change (no value in 3A and 3B for Summer clock change, value in 3A and 3B for Winter clock change).
Total volume	Volume: number, one decimal Sum of volumes of Hour 1 to Hour 24

Half-hourly auctions (GB)

Name	hh_auction_spot_volumes_great-britain_YYYY.csv
Format	csv
Separator	Comma separated values
	/great-britain/Day-Ahead Auction/Half-hourly/Current/Prices_Volumes/ (Current year Y files are located in this folder, Y-1 and beyond files are located in /great-britain/Day-Ahead Auction/Half-hourly/Current/Prices_Volumes/)
Update	16:50 CET/CEST everyday

Line 1: # [date] [HH:MM:ss AM/PM] UTC: Volumes - EPEX Spot Market Auction – great-britain

Column description:

Header	Content and format
Delivery Day	Date: DD/MM/YYYY
Hour 1 Q1, Hour 1 Q2, Hour 2 Q1, Hour 2 Q2, etc.	Volume: number, two decimals (unit: MWh)

Header	Content and format
	Hours 3A Q1, 3A Q2, 3B Q1 and Hour 3B Q2 are used for Summer and Winter clock change (no value in 3A Q1, 3A Q2, 3B Q1 and 3B Q2 for Summer clock change, value in 3A Q1, 3A Q2, 3B Q1 and 3B Q2 for Winter clock change).
Total volume	Volume: number, two decimals Sum of volumes of Hour 1 to Hour 24

- **Prices**

Hourly auctions (all market areas)

Name	auction_spot_prices_market area_YYYY.csv
Format	csv
Separator	Comma separated values
	/<market area>/Day-Ahead Auction/Hourly/Current/Prices_Volumes/ (Current year Y files are located in this folder, Y-1 and beyond files are located in /<market area>/Day-Ahead Auction/Hourly/Historical/Prices_Volumes/)
Update	GB 60 min: 10:35 CET/CEST everyday Switzerland: approx. 11:15 CET/CEST everyday All other market areas: approx. 12:45 CET/CEST everyday

Line 1: # [date] [HH:MM:ss AM/PM] UTC: Prices - EPEX Spot Market Auction – [market area] – Currency: EUR (GBP for the GB market area)

Column description:

Header	Content and format
Hour1	Price value for 00:00 to 01:00 CET (IN WINTER)/CEST (IN SUMMER), two decimals.
Hour2	Price value for 01:00 to 02:00 CET (IN WINTER)/CEST (IN SUMMER), two decimals.
Hour3A	Price value for 02:00 to 03:00 CET (IN WINTER)/CEST (IN SUMMER), two decimals. Field is empty for switch to summer time (DST – Daylight Saving Time)
Hour3B	Price value for 02:00 to 03:00 CET (IN WINTER)/CEST (IN SUMMER), two decimals. Field is filled for switch to winter time (DST – Daylight Saving Time)
Hour4	Price value for 03:00 to 04:00 CET (IN WINTER)/CEST (IN SUMMER), two decimals.
..	

<i>Header</i>	<i>Content and format</i>
Hour24	Price value for 23:00 to 24:00 CET (IN WINTER)/CEST (IN SUMMER), two decimals.
Minimum	Minimum price, two decimals.
Maximum	Maximum price, two decimals.
Middle-Night (01-04) (not GB)	Average hourly price for block including Hours 1 to 4, two decimals.
Early Morning (05-08) (not GB)	Average hourly price for block including Hours 5 to 8, two decimals.
Late Morning (09-12) (not GB)	Average hourly price for block including Hours 9 to 12, two decimals.
Early afternoon (13-16) (not GB)	Average hourly price for block including Hours 13 to 16, two decimals.
Rush Hour (17-20) (not GB)	Average hourly price for block including Hours 17 to 20, two decimals.
Off-Peak 2 (21-24) (not GB)	Average hourly price for block including Hours 21 to 24, two decimals.
Baseload (1-24)	Average hourly price for the 24 hours of the day, two decimals.
Peakload (9-20)	Average hourly price for block including Hours 9 to 20, two decimals.
Night (01-06) (not GB)	Average hourly price for block including Hours 1 to 6, two decimals.
Off-Peak 1 (01-08) (not GB)	Average hourly price for block including Hours 1 to 8, two decimals.
Business (09-16) (not GB)	Average hourly price for block including Hours 9 to 16, two decimals.
Offpeak (01-08 & 21-24)	Average hourly price for block including Hours 1 to 8 (OP1) and 21 to 24 (OP2), two decimals.
Morning (07-10) (not GB)	Average hourly price for block including Hours 7 to 10, two decimals.
High Noon (11-14) (not GB)	Average hourly price for block including Hours 11 to 14, two decimals.
Afternoon (15-18) (not GB)	Average hourly price for block including Hours 15 to 18, two decimals.
Evening (19-24) (not GB)	Average hourly price for block including Hours 19 to 24, two decimals.
Sunpeak (11-16) (not GB)	Average hourly price for block including Hours 11 to 16, two decimals.

Half-hourly auctions (GB)

Name	hh_auction_spot_prices_great-britain_YYYY.csv
Format	csv
Separator	Comma separated values
	/great-britain/Day-Ahead Auction/Half-hourly/Current/Prices_Volumes/ (Current year Y files are located in this folder, Y-1 and beyond files are located in /great-britain/Day-Ahead Auction/Half-hourly/Current/Prices_Volumes/)

Update	16:50 CET/CEST everyday
--------	-------------------------

Line 1: # [date] [HH:MM:ss AM/PM] UTC: Prices - EPEX Spot Market Auction – [market area] –
 Currency: GBP

Column description:

Header	Content and format
Hour 1 Q1	Price value for 00:00 to 00:30 CET (IN WINTER)/CEST (IN SUMMER), two decimals.
Hour 1 Q2	Price value for 00:30 to 01:00 CET (IN WINTER)/CEST (IN SUMMER), two decimals.
Hour 2 Q1	Price value for 01:00 to 01:30 CET (IN WINTER)/CEST (IN SUMMER), two decimals.
Hour 2 Q2	Price value for 01:30 to 02:00 CET (IN WINTER)/CEST (IN SUMMER), two decimals.
Hour 3A Q1	Price value for 02:00 to 02:30 CET (IN WINTER)/CEST (IN SUMMER), two decimals. Field is empty for switch to summer time (DST – Daylight Saving Time)
Hour 3A Q2	Price value for 02:30 to 03:00 CET (IN WINTER)/CEST (IN SUMMER), two decimals. Field is empty for switch to summer time (DST – Daylight Saving Time)
Hour 3B Q1	Price value for 02:00 to 02:30 CET (IN WINTER)/CEST (IN SUMMER), two decimals. Field is filled for switch to winter time (DST – Daylight Saving Time)
Hour 3B Q2	Price value for 02:30 to 03:00 CET (IN WINTER)/CEST (IN SUMMER), two decimals. Field is filled for switch to winter time (DST – Daylight Saving Time)
Hour 4 Q1	Price value for 03:00 to 03:30 CET (IN WINTER)/CEST (IN SUMMER), two decimals.
Hour 4 Q2	Price value for 03:30 to 04:00 CET (IN WINTER)/CEST (IN SUMMER), two decimals.
..	
Hour24	Price value for 23:00 to 24:00 CET (IN WINTER)/CEST (IN SUMMER), two decimals.
Minimum	Minimum price, two decimals.
Maximum	Maximum price, two decimals.
Baseload (1-24)	Average hourly price for the 24 hours of the day, two decimals.

Header	Content and format
Peakload (9-20)	Average hourly price for block including Hours 9 to 20, two decimals.
Off -Peak (01-08 & 21-24)	Average hourly price for block including Hours 1 to 8 (OP1) and 21 to 24 (OP2), two decimals.

- **All-Certified Exchanges' aggregated curves (AT, BE, DE, DK, FI, FR, NL, NO, PL, SE):**

Please note that the **EPEX SPOT data aggregated curves are longer be published once the All-Certified Exchanges' aggregated curves are available.**

Name	auction_aggregated_curves_<market area>_YYYYMMDD.csv
Format	csv
Separator	Comma separated values
Location	/<market area>/Day-Ahead Auction/Hourly/Current/Aggregated curves/
Update	Approximately 13:15 CET/CEST

Line 1: # [date] [HH:MM:ss AM/PM] UTC: Aggregated Curves - Spot Market Auction – [market area]

Column description:

Header	Content and format
Date	Delivery day: DD/MM/YYYY
Week	Number: no decimal Week number in the year
Week Day	Number: no decimal Day number in the week
Hour	Number: no decimal
Price	Number: 2 decimals Unit: Euro/MWh
Volume	Number: 1 decimal Unit: MWh
Sale/Purchase	Text: sell or purchase

- **Epex Spot aggregated curves (CH and GB):**

Name	auction_aggregated_curves_<market area>_YYYYMMDD.csv or hh_auction_aggregated_curves_great-britain_YYYYMMDD.csv
Format	csv
Separator	Comma separated values
Location	/<market area>/Day-Ahead Auction/Hourly or Half-hourly/Current/Aggregated curves/ (Current year Y files are located in this folder, Y-1 and beyond files are located in /<market area>/Day-Ahead Auction/Hourly or Half-hourly/Historical/Aggregated curves/)
Update	GB 60 min: approx. 11:00 CET/CEST everyday Switzerland: approx. 11:20 CET/CEST everyday GB 30 min: approx. 16:55 CET/CEST everyday

Line 1: # [date] [HH:MM:ss AM/PM] UTC: Aggregated Curves - EPEX Spot Market Auction – [market area]

Column description:

Header	Content and format
Date	Delivery day: DD/MM/YYYY
Week	Number: no decimal Week number in the year
Week Day	Number: no decimal Day number in the week
Hour	Number: no decimal
Price	Number: 2 decimals Unit: Euro/MWh (Pounds/MWh in GB)
Volume	Number: 1 decimal Unit: MWh
Sale/Purchase	Text: sell or purchase

- **All-Certified Exchanges' block bids (AT, BE, DE, DK, FI, FR, NL, NO, PL, SE):**

EPEX SPOT publishes a new file with All-Exchange submitted blocks (country-level block files for NO, SE and DK). However, the existing EPEX SPOT block bid order file are still available, complementing the All-Exchanges' block order file.

Name	all_exchanges_bbof_<market area>_YYYYMMDD.csv
Format	csv
Separator	Semicolon separated values
Location	/<market area>/Day-Ahead Auction/Hourly/Current/Block bids/
Update	Approx. 13:15 CET/CEST everyday

Line 1: # trading date (DD.MM.YYYY) Daily Manual Auction Block Bids

Column description:

Header	Content and format
Data type	ST = status BB = Block Bids AL = number of lines
Delivery Date	DD.MM.YYYY
Block ID	Unique ID number per block
Block Type	Types of block: C01: normal block, C02: linked block, C04: exclusive group block, C88: loop block
Block Code PRM	Number
Execution	Y or N – indicates if a block bid has been executed or not
Currency	Euros
Limit Price	Market price, up to six decimals

<i>Header</i>	<i>Content and format</i>
Creation Time	HH:MM:ss CET (IN WINTER)/CEST (IN SUMMER) CET (IN WINTER)/CEST (IN SUMMER)– indicates the time when the file is created
Creation Date	DD.MM.YYYY – indicates the day when the file is created
Volume H01	Volume bid for Hour 1 (00:00-01:00), one decimal.
Volume H02	Volume bid for Hour 2 (01:00-02:00), one decimal.
Volume H03A	Volume bid for Hour 3 (02:00-03:00), one decimal. Field is empty for switch to summer time (DST – Daylight Saving Time)
Volume H03B	Volume bid for Hour 3 (02:00-03:00), one decimal. Field is filled for switch to winter time (DST – Daylight Saving Time)
Volume H04	Volume bid for Hour 4 (03:00-04:00), one decimal.
..	
Volume H24	Volume bid for Hour 24 (23:00-24:00), one decimal.
MAR	Minimum Accepted Ratio
AAR	Actual Acceptance Ratio

- **Epex Spot block bids:**

Hourly auctions (CH and GB)

Name	bbof_<market area>_YYYYMMDD.csv
Format	csv
Separator	Semicolon separated values
Location	/<market area>/Day-Ahead Auction/Hourly/Current/Block bids/ (Current year Y files are located in this folder, Y-1 and beyond files are located in /<market area>/Day-Ahead Auction/Hourly/Historical/Block bids/)
Update	GB 60 min: 11:00 CET/CEST everyday Switzerland: approx. 11:20 CET/CEST everyday

Line 1: # trading date (DD.MM.YYYY) Daily Manual Auction Block Bids

Column description:

<i>Header</i>	<i>Content and format</i>
Data type	ST = status BB = Block Bids AL = number of lines
Delivery Date	DD.MM.YYYY
Block ID	Unique ID number per block
Block Type	Types of block: C01: normal block, C02: linked block, C04: exclusive group block, C88: loop block

<i>Header</i>	<i>Content and format</i>
Block Code PRM	Number
Execution	Y or N – indicates if a block bid has been executed or not
Currency	Euros
Limit Price	Market price, one decimal
Creation Time	HH:MM:ss CET (IN WINTER)/CEST (IN SUMMER) CET (IN WINTER)/CEST (IN SUMMER)– indicates the time when the file is created
Creation Date	DD.MM.YYYY – indicates the day when the file is created
Volume H01	Volume bid for Hour 1 (00:00-01:00), three decimals.
Volume H02	Volume bid for Hour 2 (01:00-02:00), three decimals.
Volume H03A	Volume bid for Hour 3 (02:00-03:00), three decimals. Field is empty for switch to summer time (DST – Daylight Saving Time)
Volume H03B	Volume bid for Hour 3 (02:00-03:00), three decimals. Field is filled for switch to winter time (DST – Daylight Saving Time)
Volume H04	Volume bid for Hour 4 (03:00-04:00), three decimals.
..	
Volume H24	Volume bid for Hour 24 (23:00-24:00), three decimals.

Half-hourly auction (GB)

Name	hh_bbof_great-britain_YYYYMMDD.csv
Format	csv
Separator	Semicolon separated values
Location	/<market area>/Day-Ahead Auction/Half-hourly/Current/Block bids/ (Current year Y files are located in this folder, Y-1 and beyond files are located in /<market area>/Day-Ahead Auction/Half-hourly/Historical/Block bids/
Update	Approx. 16:55 CET/CEST everyday

Line 1: # delivery date (DD.MM.YYYY) Daily Manual Auction Block Bids

Column description:

<i>Header</i>	<i>Content and format</i>
Data type	ST = status BB = Block Bids AL = number of lines
Delivery Date	DD.MM.YYYY

<i>Header</i>	<i>Content and format</i>
BlockID	Unique ID number per block
Number of lines	Number
Currency	EUR (Euros)
Block Type	Types of block: C01: normal block, C02: linked block, C04: exclusive group block, C88: loop block
Creation Time	HH:MM:ss CET (IN WINTER)/CEST (IN SUMMER) CET (IN WINTER)/CEST (IN SUMMER)– indicates the time when the file is created
BlockCodePRM	empty
Creation Date	DD.MM.YYYY – indicates the day when the file is created
Execution	Y or N – indicates if a block bid has been executed or not
Limit Price	Market price, one decimal
Volume H01 Q1	Volume bid for Hour 1 and Half-Hour 1 (00:00-00:30), two decimals.
Volume H01 Q2	Volume bid for Hour 1 and Half-Hour 2 (00:30-01:00), two decimals.
Volume H02 Q1	Volume bid for Hour 2 and Half-Hour 1 (01:00-01:30), two decimals.
Volume H02 Q2	Volume bid for Hour 2 and Half-Hour 2 (01:30-02:00), two decimals.
Volume H03A Q1	Volume bid for Hour 3A and Half-Hour 1 (02:00-02:30), two decimals. Field is empty for switch to summer time (DST – Daylight Saving Time)
Volume H03A Q2	Volume bid for Hour 3A and Half-Hour 2 (02:30-03:00), two decimals. Field is empty for switch to summer time (DST – Daylight Saving Time)
Volume H03B Q1	Volume bid for Hour 3B and Half-Hour 1, two decimals. Field is filled for switch to winter time
Volume H03B Q2	Volume bid for Hour 3B and Half-Hour 2, two decimals. Field is filled for switch to winter time
...	...
Volume H24 Q2	Volume bid for Hour 24 and Half-Hour 4 (23:45-24:00), two decimals.
MAR	Minimum Acceptance Ratio
AAR	Actual Acceptance Ratio

2.4.2 Intraday Auction

Germany:

The 15-minute call auction on the German Intraday market takes place daily at 3 pm, before the opening of the continuous Intraday market for 15-minute contracts (4 pm) and it covers the 15-minute contracts for the next calendar day from midnight on.

- **Prices**

Name	intraday_auction_spot_prices_15-call_germany_YYYY.csv
Format	csv
Separator	Comma separated values
Location	/<market area>/Intraday Auction/15 call DE auction/Current/Prices_Volumes/ (Current year Y files are located in this folder, Y-1 and beyond files are located in /<market area>/Intraday Auction/15 call DE auction/Historical/Prices_Volumes/
Update	Approx. 15:20 CET/CEST everyday

Line 1: # [DD/MM/YYYY] [HH:MM:ss AM/PM] UTC: Prices - EPEX Intraday Market Auction – 15-call_germany – Currency: EUR

<i>Header</i>	<i>Content and format</i>
Delivery day	DD/MM/YYYY
Hour1Q1	Price value for 00:00 to 00:15 CET (IN WINTER)/CEST (IN SUMMER), two decimals.
Hour1Q2	Price value for 00:15 to 00:30 CET (IN WINTER)/CEST (IN SUMMER), two decimals.
Hour1Q3	Price value for 00:30 to 00:45 CET (IN WINTER)/CEST (IN SUMMER), two decimals.
Hour1Q4	Price value for 00:45 to 01:00 CET (IN WINTER)/CEST (IN SUMMER), two decimals.
Hour2Q1	Price value for 01:00 to 01:15 CET (IN WINTER)/CEST (IN SUMMER), two decimals.
Hour2Q2	Price value for 01:15 to 01:30 CET (IN WINTER)/CEST (IN SUMMER), two decimals.
Hour2Q3	Price value for 01:30 to 01:45 CET (IN WINTER)/CEST (IN SUMMER), two decimals.
Hour2Q4	Price value for 01:45 to 02:00 CET (IN WINTER)/CEST (IN SUMMER), two decimals.
Hour3AQ1 – Hour3AQ2 – Hour3AQ3 – Hour3AQ4	Price value for quarters between 02:00 to 03:00 CET (IN WINTER)/CEST (IN SUMMER), two decimals. Field is empty for switch to summer time (DST – Daylight Saving Time)
Hour3BQ1 – Hour3BQ2 – Hour3BQ3 – Hour3BQ4	Price value for quarters between 02:00 to 03:00 CET (IN WINTER)/CEST (IN

<i>Header</i>	<i>Content and format</i>
	SUMMER), two decimals. Field is filled for switch to winter time (DST – Daylight Saving Time)
..	
Minimum	Minimum price, two decimals.
Maximum	Maximum price, two decimals.
Off-Peak (00-07 & 20-23)	Average hourly price for block including Hours 0 to 7 (OP1) and 20 to 23 (OP2), two decimals.
Baseload (0-23)	Average hourly price for the 24 hours of the day, two decimals.
Off-Peak 1 (00-07)	Average hourly price for block including Hours 0 to 7, two decimals.
Peakload (8-19)	Average hourly price for block including Hours 8 to 19, two decimals.
Sun-Peak (10-15)	Average hourly price for block including Hours 10 to 15, two decimals.
Off-Peak 2 (20-23)	Average hourly price for block including Hours 20 to 23, two decimals.

- **Volumes**

Name	intraday_auction_spot_volumes_15-call_germany_YYYY.csv
Format	csv
Separator	Comma separated values
Location	/<market area>/Intraday Auction/15 call DE auction/Current/Prices_Volumes/ (Current year Y files are located in this folder, Y-1 and beyond files are located in /<market area>/Intraday Auction/15 call DE auction/Historical/Prices_Volumes/
Update	Approx. 15:20 CET/CEST everyday

Line 1: # [DD/MM/YYYY] [HH:MM:ss AM/PM] UTC: Volumes - EPEX Intraday Market Auction – 15-call_germany – Currency: EUR

<i>Header</i>	<i>Content and format</i>
Delivery day	DD/MM/YYYY
Hour1Q1	Volume traded for 00:00 to 00:15 CET (IN WINTER)/CEST (IN SUMMER), three decimals.
Hour1Q2	Volume traded for 00:15 to 00:30 CET (IN WINTER)/CEST (IN SUMMER), three decimals.
Hour1Q3	Volume traded for 00:30 to 00:45 CET (IN WINTER)/CEST (IN SUMMER), three decimals.
Hour1Q4	Volume traded for 00:45 to 01:00 CET (IN WINTER)/CEST (IN SUMMER), three decimals.

<i>Header</i>	<i>Content and format</i>
Hour2Q1	Volume traded for 01:00 to 01:15 CET (IN WINTER)/CEST (IN SUMMER), three decimals.
Hour2Q2	Volume traded for 01:15 to 01:30 CET (IN WINTER)/CEST (IN SUMMER), three decimals.
Hour2Q3	Volume traded for 01:30 to 01:45 CET (IN WINTER)/CEST (IN SUMMER), three decimals.
Hour2Q4	Volume traded for 01:45 to 02:00 CET (IN WINTER)/CEST (IN SUMMER), three decimals.
Hour3AQ1 – Hour3AQ2 – Hour3AQ3 – Hour3AQ4	Volume traded for quarters between 02:00 to 03:00 CET (IN WINTER)/CEST (IN SUMMER), three decimals. Field is empty for switch to summer time (DST – Daylight Saving Time)
Hour3BQ1 – Hour3BQ2 – Hour3BQ3 – Hour3BQ4	Volume traded for quarters between 02:00 to 03:00 CET (IN WINTER)/CEST (IN SUMMER), three decimals. Field is filled for switch to winter time (DST – Daylight Saving Time)
..	
Total Volume	Volume traded for the 96 quarter of hour of the day, three decimals.

- **Block bids**

Name	bbof_15-call_germany_YYYYMMDD.csv
Format	csv
Separator	Semicolon separated values
Location	/<market area>/Intraday Auction/15 call DE Auction/Current/Block bids/ (Current year Y files are located in this folder, Y-1 and beyond files are located in /<market area>/Intraday Auction/15 call DE Auction/Historical/Block bids/
Update	Approx. 15:30 CET/CEST everyday

Line 1: # # delivery date (DD.MM.YYYY) Daily Manual Auction Block Bids

Column description:

<i>Header</i>	<i>Content and format</i>
Data type	ST = status BB = Block Bids AL = number of lines
Delivery Date	DD.MM.YYYY
BlockID	Unique ID number per block

<i>Header</i>	<i>Content and format</i>
Number of lines	Number
Currency	EUR (Euros)
Block Type	Types of block: C01: normal block, C02: linked block, C04: exclusive group block, C88: loop block
Creation Time	HH:MM:ss CET (IN WINTER)/CEST (IN SUMMER) CET (IN WINTER)/CEST (IN SUMMER)– indicates the time when the file is created
BlockCodePRM	empty
Creation Date	DD.MM.YYYY – indicates the day when the file is created
Execution	Y or N – indicates if a block bid has been executed or not
Limit Price	Market price
Volume H01 Q1	Volume bid for Hour 1 and Quarter Hour 1 (00:00-00:15), three decimals.
Volume H01 Q2	Volume bid for Hour 1 and Quarter Hour 2 (00:15-00:30), three decimals.
Volume H01 Q3	Volume bid for Hour 1 and Quarter Hour 3 (00:30-00:45), three decimals.
Volume H01 Q4	Volume bid for Hour 1 and Quarter Hour 4 (00:45-01:00), three decimals.
Volume H02 Q1	Volume bid for Hour 2 and Quarter Hour 1 (01:00-01:15), three decimals.
Volume H02 Q2	Volume bid for Hour 2 and Quarter Hour 2 (01:15-01:30), three decimals.
Volume H02 Q3	Volume bid for Hour 2 and Quarter Hour 3 (01:30-01:45), three decimals.
Volume H02 Q4	Volume bid for Hour 2 and Quarter Hour 4 (01:45-02:00), three decimals.
Volume H03A Q1	Volume bid for Hour 3A and Quarter Hour 1 (02:00-02:15), three decimals. Field is empty for switch to summer time (DST – Daylight Saving Time)
Volume H03A Q2	Volume bid for Hour 3A and Quarter Hour 2 (02:15-02:30), three decimals. Field is empty for switch to summer time (DST – Daylight Saving Time)
Volume H03A Q3	Volume bid for Hour 3A and Quarter Hour 3 (02:30-02:45), three decimals. Field is empty for switch to summer time (DST – Daylight Saving Time)
Volume H03A Q4	Volume bid for Hour 3A and Quarter Hour 4 (02:45-03:00), three decimals. Field is empty for switch to summer time (DST – Daylight Saving Time)
Volume H03B Q1	Volume bid for Hour 3B and Quarter Hour 1, three decimals. Field is filled for switch to winter time

<i>Header</i>	<i>Content and format</i>
Volume H03B Q2	Volume bid for Hour 3B and Quarter Hour 2, three decimals. Field is filled for switch to winter time
Volume H03B Q3	Volume bid for Hour 3B and Quarter Hour 3, three decimals. Field is filled for switch to winter time
Volume H03B Q4	Volume bid for Hour 3B and Quarter Hour 4, three decimals. Field is filled for switch to winter time
...	...
Volume H24 Q4	Volume bid for Hour 24 and Quarter Hour 4 (23:45-24:00), three decimals.
MAR	Minimum Acceptance Ratio
AAR	Actual Acceptance Ratio

- **Aggregated curves**

The aggregated curves are the illustration of how the quarterly prices are determined. The data is published on a daily basis at approximately 03:30 PM CET (IN WINTER)/CEST (IN SUMMER).

Name	intraday_auction_aggregated_curves_15-call_germany_YYYYMMDD.csv
Format	csv
Separator	Comma separated values
Location	/<market area>/Intraday Auction/15 call DE auction/Current/Aggregated curves/ (Current year Y files are located in this folder, Y-1 and beyond files are located in /<market area>/Intraday Auction/15 call DE auction/Historical/Aggregated curves /
Update	Approx. 15:30 CET/CEST everyday

Line 1: # trading date (DD/M/YY) + publication time (HH:MM CET (IN WINTER)/CEST (IN SUMMER)AM or PM): Aggregated Curves - EPEX Intraday Market Auction 15 minute call – Germany

<i>Column Header</i>	<i>Content and format</i>
Date	Delivery date DD/MM/YYYY
Week	Number of current week in current year
Week Day	Number of current day in current week
Hour	Hour name (1 to 24)
Quarter hour	Quarter name in the hour (1 to 4)
Price	Euros, two decimals. Minimum price = -3000 €/MWh; maximum price = 3000 €/MWh
Volume	MWh, one decimal
Sale/Purchase	Sell or Purchase as determined in the order book

Please note that this structure is relevant for GB 30 min (IDA1 & IDA2) as well.

Switzerland:

- **Prices**

Name	intraday_auction_spot_prices_CH-IDA1_YYYY.csv
Format	csv
Separator	Comma separated values
Location	/switzerland/Intraday Auction/CH IDA1/Current/Prices_Volumes/ (Current year Y files are located in this folder, Y-1 and beyond files are located in /switzerland/Intraday Auction/CH IDA1/Historical/Prices_Volumes/
Update	approx. 17:57 CET/CEST everyday

Line 1: # [DD/MM/YYYY] [HH:MM:ss AM/PM UTC]: Prices - EPEX Spot Intraday Market Auction – CH-IDA1 – Currency: EUR

<i>Header</i>	<i>Content and format</i>
Delivery day	DD/MM/YYYY
Hour 1	Price value for 00:00 to 01:00 CET (IN WINTER)/CEST (IN SUMMER), two decimals.
Hour 2	Price value for 01:00 to 02:00 CET (IN WINTER)/CEST (IN SUMMER), two decimals.
Hour 3A	Price value for 02:00 to 03:00 CET (IN WINTER)/CEST (IN SUMMER), two decimals. Field is empty for switch to summer time (DST – Daylight Saving Time)
Hour 3B	Price value for 02:00 to 03:00 CET (IN WINTER)/CEST (IN SUMMER), two decimals. Field is filled for switch to winter time (DST – Daylight Saving Time)
..	
Hour 24	Price value for 23:00 to 24:00 CET (IN WINTER)/CEST (IN SUMMER), two decimals.
Minimum	Minimum price, two decimals
Maximum	Maximum price, two decimals
Baseload	Average hourly price for the 24 hours of the day, two decimals
Peakload	Average hourly price for block including Hours 9 to 20, two decimals

<i>Header</i>	<i>Content and format</i>
Off-Peak 2	Average hourly price for block including Hours 21 to 24, two decimals
Off-Peak	Average hourly price for block including Hours 1 to 8 (OP1) and 21 to 24 (OP2), two decimals
Off-Peak 1	Average hourly price for block including Hours 1 to 8, two decimals

Name	intraday_auction_spot_prices_CH-IDA2_YYYY.csv
Format	csv
Separator	Comma separated values
Location	/switzerland/Intraday Auction/CH IDA2/Current/Prices_Volumes/ (Current year Y files are located in this folder, Y-1 and beyond files are located in /switzerland/Intraday Auction/CH IDA2/Historical/Prices_Volumes/
Update	approx. 10:47 CET/CEST everyday

Line 1: # [DD/MM/YYYY] [HH:MM:ss AM/PM UTC]: Prices - EPEX Spot Intraday Market Auction – CH-IDA2 – Currency: EUR

<i>Header</i>	<i>Content and format</i>
Delivery day	DD/MM/YYYY
Hour 13	Price value for 12:00 to 13:00 CET (IN WINTER)/CEST (IN SUMMER), two decimals
Hour 14	Price value for 13:00 to 14:00 CET (IN WINTER)/CEST (IN SUMMER), two decimals
Hour 15	Price value for 14:00 to 15:00 CET (IN WINTER)/CEST (IN SUMMER), two decimals
..	
Hour 24	Price value for 23:00 to 24:00 CET (IN WINTER)/CEST (IN SUMMER), two decimals
Minimum	Minimum price, two decimals
Maximum	Maximum price, two decimals
Baseload 16-24	Average hourly price for Hour 17 to Hour 24, two decimals. Hour 17 to Hour 24 were the products available until 21 September 2021. This column will be deleted as of trading day 31 December 2021
Baseload 13-24	Average hourly price for Hour 13 to Hour 24, two decimals. Hour 13 to Hour 24 are the

<i>Header</i>	<i>Content and format</i>
	products available as of 21 September 2021. This column will be renamed Baseload as of trading day 31 December 2021
Peakload	Average hourly price for block including Hours 9 to 20, two decimals
Off-Peak 2	Average hourly price for block including Hours 21 to 24, two decimals

- **Volumes**

Name	intraday_auction_spot_volumes_CH-IDA1_YYYY.csv
Format	csv
Separator	Comma separated values
Location	/switzerland/Intraday Auction/CH IDA1/Current/Prices_Volumes/ (Current year Y files are located in this folder, Y-1 and beyond files are located in /switzerland/Intraday Auction/CH IDA1/Historical/Prices_Volumes/
Update	approx. 17:57 CET/CEST everyday

Line 1: # [DD/MM/YYYY] [HH:MM:ss AM/PM UTC]: Volumes - EPEX Intraday Market Auction – CH-IDA1

<i>Header</i>	<i>Content and format</i>
Delivery day	DD/MM/YYYY
Hour 1	Volume traded for 00:00 to 01:00 CET (IN WINTER)/CEST (IN SUMMER), one decimal
Hour 2	Volume traded for 01:00 to 02:00 CET (IN WINTER)/CEST (IN SUMMER), one decimal
Hour 3A	Volume traded for 02:00 to 03:00 CET (IN WINTER)/CEST (IN SUMMER), one decimal. Field is empty for switch to summer time (DST – Daylight Saving Time)
Hour 3B	Volume traded for 02:00 to 03:00 CET (IN WINTER)/CEST (IN SUMMER), one decimal. Field is filled for switch to winter time (DST – Daylight Saving Time)
..	
Hour 24	Volume traded for 23:00 to 24:00 CET (IN WINTER)/CEST (IN SUMMER), one decimal
Total Volume	Volume traded for the 24 hours of the day, one decimal

Name	intraday_auction_spot_volumes_CH-IDA2_YYYY.csv
------	--

Format	csv
Separator	Comma separated values
Location	/switzerland/Intraday Auction/CH IDA2/Current/Prices_Volumes/ (Current year Y files are located in this folder, Y-1 and beyond files are located in /switzerland/Intraday Auction/CH IDA2/Historical/Prices_Volumes/
Update	approx. 10:47 CET/CEST everyday

Line 1: # [DD/MM/YYYY] [HH:MM:ss AM/PM UTC]: Volumes – EPEX Spot Intraday Market Auction – CH-IDA2

<i>Header</i>	<i>Content and format</i>
Delivery day	DD/MM/YYYY
Hour 13	Volume traded for 12:00 to 13:00 CET (IN WINTER)/CEST (IN SUMMER), one decimal
Hour 14	Volume traded for 13:00 to 14:00 CET (IN WINTER)/CEST (IN SUMMER), one decimal
Hour 15	Volume traded for 14:00 to 15:00 CET (IN WINTER)/CEST (IN SUMMER), one decimal
..	
Hour 24	Volume traded for 23:00 to 24:00 CET (IN WINTER)/CEST (IN SUMMER), one decimal
Total Volume	Volume traded for the 12 hours of the day, one decimal

- **Aggregated curves**

The aggregated curves are the illustration of how the quarterly prices are determined.

Name	intraday_auction_aggregated_curves_CH-IDA1_YYYYMMDD.csv
Format	csv
Separator	Comma separated values
Location	/switzerland/Intraday Auction/CH IDA1/Current/Aggregated curves/ (Current year Y files are located in this folder, Y-1 and beyond files are located in /<market area>/Intraday Auction/CH IDA1/Historical/Aggregated curves/
Update	Approx. 17:58 CET/CEST everyday

Line 1: # trading date (DD/M/YY) + publication time (HH:MM CET (IN WINTER)/CEST (IN SUMMER)) AM or PM: Aggregated Curves - EPEX Intraday Market Auction – CH-IDA1

<i>Column Header</i>	<i>Content and format</i>
Date	Delivery date DD/MM/YYYY
Week	Number of current week in current year

Column Header	Content and format
Week Day	Number of current day in current week
Hour	Hour name (1 to 24)
Price	Euros, two decimals. Minimum price = -3000 €/MWh; maximum price = 3000 €/MWh
Volume	MWh, one decimal
Sale/Purchase	Sell or Purchase as determined in the order book

Name	intraday_auction_aggregated_curves_CH-IDA2_YYYYMMDD.csv
Format	csv
Separator	Comma separated values
Location	/<market area>/Intraday Auction/CH IDA2/Current/Aggregated curves/ (Current year Y files are located in this folder, Y-1 and beyond files are located in /<market area>/Intraday Auction/CH IDA2/Historical/Aggregated curves/
Update	Approx. 10:48 CET/CEST everyday

Line 1: # trading date (DD/M/YY) + publication time (HH:MM CET (IN WINTER)/CEST (IN SUMMER))
AM or PM: Aggregated Curves - EPEX Intraday Market Auction – CH-IDA2

Column Header	Content and format
Date	Delivery date DD/MM/YYYY
Week	Number of current week in current year
Week Day	Number of current day in current week
Hour	Hour name (13 to 24)
Price	Euros, two decimals. Minimum price = -3000 €/MWh; maximum price = 3000 €/MWh
Volume	MWh, one decimal
Sale/Purchase	Sell or Purchase as determined in the order book

Austria, Belgium and the Netherlands:

- **Prices**

Name	intraday_auction_spot_prices_15-call_<austria or belgium or netherlands>_YYYY.csv
Format	csv
Separator	Comma separated values
Location	/<market area>/Intraday Auction/15 call <AT or BE or NL> Auction/Current/Prices_Volumes/

	(Current year Y files are located in this folder, Y-1 and beyond files are located in /<market area>/Intraday Auction/15 call < AT or BE or NL> Auction/Historical/Prices_Volumes/
Update	Austria: approx. 15:30 CET/CEST everyday Belgium: approx. 15:50 CET/CEST everyday Netherlands: approx. 15:50 CET/CEST everyday

Line 1: # [DD/MM/YYYY] [HH:MM:ss AM/PM] UTC: Prices - EPEX Intraday Market Auction – 15-call_<austria or belgium or netherlands> – Currency: EUR

<i>Header</i>	<i>Content and format</i>
Delivery day	DD/MM/YYYY
Hour 1 Q1	Price value for 00:00 to 00:15 CET (IN WINTER)/CEST (IN SUMMER), two decimals.
Hour 1 Q2	Price value for 00:15 to 00:30 CET (IN WINTER)/CEST (IN SUMMER), two decimals.
Hour 1 Q3	Price value for 00:30 to 00:45 CET (IN WINTER)/CEST (IN SUMMER), two decimals.
Hour 1 Q4	Price value for 00:45 to 01:00 CET (IN WINTER)/CEST (IN SUMMER), two decimals.
Hour 2 Q1	Price value for 01:00 to 01:15 CET (IN WINTER)/CEST (IN SUMMER), two decimals.
Hour 2 Q2	Price value for 01:15 to 01:30 CET (IN WINTER)/CEST (IN SUMMER), two decimals.
Hour 2 Q3	Price value for 01:30 to 01:45 CET (IN WINTER)/CEST (IN SUMMER), two decimals.
Hour 2 Q4	Price value for 01:45 to 02:00 CET (IN WINTER)/CEST (IN SUMMER), two decimals.
Hour 3A Q1 – Hour 3A Q2 – Hour 3A Q3 – Hour 3A Q4	Price value for quarters between 02:00 to 03:00 CET (IN WINTER)/CEST (IN SUMMER), two decimals. Field is empty for switch to summer time (DST – Daylight Saving Time)
Hour 3B Q1 – Hour 3B Q2 – Hour 3B Q3 – Hour 3B Q4	Price value for quarters between 02:00 to 03:00 CET (IN WINTER)/CEST (IN SUMMER), two decimals. Field is filled for switch to winter time (DST – Daylight Saving Time)
..	
Minimum	Minimum price, two decimals.
Maximum	Maximum price, two decimals.

<i>Header</i>	<i>Content and format</i>
Off-Peak	Average quarter-hourly price for block including quarters Hour0Q1 to Hour7Q4 (OP1) and Hour20Q1 to Hour23Q4 (OP2), two decimals.
Baseload	Average quarter-hourly price for the 96 quarters of the day, two decimals.
Off-Peak 1	Average quarter-hourly price for block including quarters Hour0Q1 to Hour7Q4, two decimals.
Peakload	Average quarter-hourly price for block including quarters Hour8Q1 to Hour19Q4, two decimals.
Sun Peak	Average quarter-hourly price for block including quarters Hour10Q1 to Hour15Q4, two decimals.
Off-Peak 2	Average quarter-hourly price for block including quarters Hour20Q1 to Hour23Q4, two decimals.

- **Volumes**

Name	intraday_auction_spot_volumes_15-call_<austria or belgium or netherlands>_YYYY.csv
Format	csv
Separator	Comma separated values
Location	/<market area>/Intraday Auction/15 call <AT or BE or NL> Auction/Current/Prices_Volumes/ (Current year Y files are located in this folder, Y-1 and beyond files are located in /<market area>/Intraday Auction/15 call < AT or BE or NL> Auction/Historical/Prices_Volumes/
Update	Austria: approx. 15:30 CET/CEST everyday Belgium: approx. 15:50 CET/CEST everyday Netherlands: approx. 15:50 CET/CEST everyday

Line 1: # [DD/MM/YYYY] [HH:MM:ss AM/PM] UTC: Volumes - EPEX Intraday Market Auction – 15-call_<austria or belgium or netherlands>

<i>Header</i>	<i>Content and format</i>
Delivery day	DD/MM/YYYY
Hour 1 Q1	Volume traded for 00:00 to 00:15 CET (IN WINTER)/CEST (IN SUMMER), three decimals.
Hour 1 Q2	Volume traded for 00:15 to 00:30 CET (IN WINTER)/CEST (IN SUMMER), three decimals.
Hour 1 Q3	Volume traded for 00:30 to 00:45 CET (IN WINTER)/CEST (IN SUMMER), three decimals.

<i>Header</i>	<i>Content and format</i>
Hour 1 Q4	Volume traded for 00:45 to 01:00 CET (IN WINTER)/CEST (IN SUMMER), three decimals.
Hour 2 Q1	Volume traded for 01:00 to 01:15 CET (IN WINTER)/CEST (IN SUMMER), three decimals.
Hour 2 Q2	Volume traded for 01:15 to 01:30 CET (IN WINTER)/CEST (IN SUMMER), three decimals.
Hour 2 Q3	Volume traded for 01:30 to 01:45 CET (IN WINTER)/CEST (IN SUMMER), three decimals.
Hour 2 Q4	Volume traded for 01:45 to 02:00 CET (IN WINTER)/CEST (IN SUMMER), three decimals.
Hour 3A Q1 – Hour 3A Q2 – Hour 3A Q3 – Hour 3A Q4	Volume traded for quarters between 02:00 to 03:00 CET (IN WINTER)/CEST (IN SUMMER), three decimals. Field is empty for switch to summer time (DST – Daylight Saving Time)
Hour 3B Q1 – Hour 3B Q2 – Hour 3B Q3 – Hour 3B Q4	Volume traded for quarters between 02:00 to 03:00 CET (IN WINTER)/CEST (IN SUMMER), three decimals. Field is filled for switch to winter time (DST – Daylight Saving Time)
..	
Total Volume	Volume traded for the 96 quarters of hour of the day, three decimals.

- **Aggregated curves**

Name	intraday_auction_aggregated_curves_15-call_<austria or belgium or netherlands>_YYYYMMDD.csv
Format	csv
Separator	Comma separated values
Location	/<market area>/Intraday Auction/15 call <AT, BE or NL> Auction/Current/Aggregated curves/ (Current year Y files are located in this folder, Y-1 and beyond files are located in /<market area>/Intraday Auction/15 call <AT, BE or NL> Auction/Historical/ Aggregated curves /
Update	Austria: approx. 15:35 CET/CEST everyday Belgium: approx. 15:55 CET/CEST everyday Netherlands: approx. 15:55 CET/CEST everyday

Line 1: # [DD/MM/YYYY] [HH:MM:ss AM/PM] UTC: Aggregated Curves – EPEX Spot Intraday Market Auction – 15-call_<austria or belgium or netherlands>

<i>Column Header</i>	<i>Content and format</i>
Date	Delivery date DD/MM/YYYY
Week	Number of current week in current year
Week Day	Number of current day in current week
Hour	Hour name (1 to 24)
Quarter hour	Quarter name in the hour (1 to 4)
Price	Euros, two decimals. Minimum price = -3000 €/MWh; maximum price = 3000 €/MWh
Volume	MWh, one decimal
Sale/Purchase	Sell or Purchase as determined in the order book

- **Block bids**

Name	bbof_15-call_<austria or belgium or netherlands>_YYYYMMDD.csv
Format	csv
Separator	Semicolon separated values
Location	/<market area>/Intraday Auction/15 call <AT, BE or NL> Auction/Current/Block bids/ (Current year Y files are located in this folder, Y-1 and beyond files are located in /<market area>/Intraday Auction/15 call <AT, BE or NL> Auction/Historical/Block bids/
Update	Austria: approx. 15:35 CET/CEST everyday Belgium: approx. 15:55 CET/CEST everyday Netherlands: approx. 15:55 CET/CEST everyday

Line 1: ## delivery date (DD.MM.YYYY) Daily Manual Auction Block Bids

Column description:

<i>Header</i>	<i>Content and format</i>
Data type	ST = status BB = Block Bids AL = number of lines
Delivery Date	DD.MM.YYYY
BlockID	Unique ID number per block
Number of lines	Number
Currency	EUR (Euros)
Block Type	Types of block: C01: normal block, C02: linked block, C04: exclusive group block, C88: loop block
Creation Time	HH:MM:ss CET (IN WINTER)/CEST (IN SUMMER) CET (IN WINTER)/CEST (IN SUMMER) – indicates the time when the file is created
BlockCodePRM	empty

<i>Header</i>	<i>Content and format</i>
Creation Date	DD.MM.YYYY – indicates the day when the file is created
Execution	Y or N – indicates if a block bid has been executed or not
Limit Price	Market price
Volume H01 Q1	Volume bid for Hour 1 and Quarter Hour 1 (00:00-00:15), three decimals.
Volume H01 Q2	Volume bid for Hour 1 and Quarter Hour 2 (00:15-00:30), three decimals.
Volume H01 Q3	Volume bid for Hour 1 and Quarter Hour 3 (00:30-00:45), three decimals.
Volume H01 Q4	Volume bid for Hour 1 and Quarter Hour 4 (00:45-01:00), three decimals.
Volume H02 Q1	Volume bid for Hour 2 and Quarter Hour 1 (01:00-01:15), three decimals.
Volume H02 Q2	Volume bid for Hour 2 and Quarter Hour 2 (01:15-01:30), three decimals.
Volume H02 Q3	Volume bid for Hour 2 and Quarter Hour 3 (01:30-01:45), three decimals.
Volume H02 Q4	Volume bid for Hour 2 and Quarter Hour 4 (01:45-02:00), three decimals.
Volume H03A Q1	Volume bid for Hour 3A and Quarter Hour 1 (02:00-02:15), three decimals. Field is empty for switch to summer time (DST – Daylight Saving Time)
Volume H03A Q2	Volume bid for Hour 3A and Quarter Hour 2 (02:15-02:30), three decimals. Field is empty for switch to summer time (DST – Daylight Saving Time)
Volume H03A Q3	Volume bid for Hour 3A and Quarter Hour 3 (02:30-02:45), three decimals. Field is empty for switch to summer time (DST – Daylight Saving Time)
Volume H03A Q4	Volume bid for Hour 3A and Quarter Hour 4 (02:45-03:00), three decimals. Field is empty for switch to summer time (DST – Daylight Saving Time)
Volume H03B Q1	Volume bid for Hour 3B and Quarter Hour 1, three decimals. Field is filled for switch to winter time
Volume H03B Q2	Volume bid for Hour 3B and Quarter Hour 2, three decimals. Field is filled for switch to winter time
Volume H03B Q3	Volume bid for Hour 3B and Quarter Hour 3, three decimals. Field is filled for switch to winter time
Volume H03B Q4	Volume bid for Hour 3B and Quarter Hour 4, three decimals. Field is filled for switch to winter time
...	...

<i>Header</i>	<i>Content and format</i>
Volume H24 Q4	Volume bid for Hour 24 and Quarter Hour 4 (23:45-24:00), three decimals.
MAR	Minimum Acceptance Ratio
AAR	Actual Acceptance Ratio

France:

- **Prices**

Name	intraday_auction_spot_prices_30-call_france_YYYY.csv
Format	csv
Separator	Comma separated values
Location	/<market area>/Intraday Auction/30 call FR Auction/Current/Prices_Volumes/ (Current year Y files are located in this folder, Y-1 and beyond files are located in /<market area>/Intraday Auction/30-call FR Auction/Historical/Prices_Volumes/
Update	Approx. 17:20 CET/CEST everyday

Line 1: # [DD/MM/YYYY] [HH:MM:ss AM/PM] UTC: Prices - EPEX Market Auction – 30-call_france – Currency: EUR

<i>Header</i>	<i>Content and format</i>
Delivery day	DD/MM/YYYY
Hour 1 Q1	Price value for 00:00 to 00:30 CET (IN WINTER)/CEST (IN SUMMER), two decimals.
Hour 1 Q2	Price value for 00:30 to 01:00 CET (IN WINTER)/CEST (IN SUMMER), two decimals.
Hour 2 Q1	Price value for 01:00 to 01:30 CET (IN WINTER)/CEST (IN SUMMER), two decimals.
Hour 2 Q2	Price value for 01:30 to 02:00 CET (IN WINTER)/CEST (IN SUMMER), two decimals.
Hour 3A Q1 – Hour 3A Q2	Price value for half-hours between 02:00 to 03:00 CET (IN WINTER)/CEST (IN SUMMER), two decimals. Field is empty for switch to summer time (DST – Daylight Saving Time)
Hour 3B Q1 – Hour 3B Q2	Price value for half-hours between 02:00 to 03:00 CET (IN WINTER)/CEST (IN SUMMER), two decimals. Field is filled for switch to winter time (DST – Daylight Saving Time)
..	
Minimum	Minimum price, two decimals.

<i>Header</i>	<i>Content and format</i>
Maximum	Maximum price, two decimals.
Off-Peak	Average half-hourly price for block including half hours Hour0Q0 to Hour7Q2 (OP1) and Hour20Q1 to Hour23Q2 (OP2), two decimals.
Baseload	Average half-hourly price for the 48 half-hours of the day, two decimals.
Off-Peak 1	Average half-hourly price for block including half hours Hour0Q0 to Hour7Q2, two decimals.
Peakload	Average half-hourly price for block including half hours Hour8Q1 to Hour19Q2, two decimals.
Sun Peak	Average half-hourly price for block including half hours Hour10Q1 to Hour15Q2, two decimals.
Off-Peak 2	Average half-hourly price for block including half hours Hour20Q1 to Hour23Q2, two decimals.

- **Volumes**

Name	intraday_auction_spot_volumes_30-call_france_YYYY.csv
Format	csv
Separator	Comma separated values
Location	/<market area>/Intraday Auction/30 call FR Auction/Current/Prices_Volumes/ (Current year Y files are located in this folder, Y-1 and beyond files are located in /<market area>/Intraday Auction/30-call FR Auction/Historical/Prices_Volumes/
Update	Approx. 17:20 CET/CEST everyday

Line 1: # [DD/MM/YYYY] [HH:MM:ss AM/PM] UTC: Volumes - EPEX Spot Market Auction – 30-call_france

<i>Header</i>	<i>Content and format</i>
Delivery day	DD/MM/YYYY
Hour 1 Q1	Volume traded for 00:00 to 00:30 CET (IN WINTER)/CEST (IN SUMMER), two decimals.
Hour 1 Q2	Volume traded for 00:30 to 01:00 CET (IN WINTER)/CEST (IN SUMMER), two decimals.
Hour 2 Q1	Volume traded for 01:00 to 01:30 CET (IN WINTER)/CEST (IN SUMMER), two decimals.
Hour 2 Q2	Volume traded for 01:30 to 02:00 CET (IN WINTER)/CEST (IN SUMMER), two decimals.

<i>Header</i>	<i>Content and format</i>
Hour 3A Q1 – Hour 3A Q2	Volume traded for half-hours between 02:00 to 03:00 CET (IN WINTER)/CEST (IN SUMMER), two decimals. Field is empty for switch to summer time (DST – Daylight Saving Time)
Hour 3B Q1 – Hour 3B Q2	Volume traded for half-hours between 02:00 to 03:00 CET (IN WINTER)/CEST (IN SUMMER), two decimals. Field is filled for switch to winter time (DST – Daylight Saving Time)
..	
Total Volume	Volume traded for the 48 halves of hour of the day, two decimals.

- **Aggregated curves**

Name	intraday_auction_aggregated_curves_30-call_france_YYYYMMDD.csv
Format	csv
Separator	Comma separated values
Location	/<market area>/Intraday Auction/30 call FR Auction/Current/Aggregated curves/ (Current year Y files are located in this folder, Y-1 and beyond files are located in /<market area>/Intraday Auction/30 call FR Auction/Historical/Aggregated curves /
Update	Approx. 17:25 CET/CEST everyday

Line 1: # [DD/MM/YYYY] [HH:MM:ss AM/PM] UTC: Aggregated Curves – EPEX Spot Market Auction – 30-call_france

<i>Column Header</i>	<i>Content and format</i>
Date	Delivery date DD/MM/YYYY
Week	Number of current week in current year
Week Day	Number of current day in current week
Hour	Hour name (1 to 24)
Quarter hour	Half name in the hour (1 to 2)
Price	Euros, two decimals. Minimum price = -3000 €/MWh; maximum price = 3000 €/MWh
Volume	MWh, one decimal
Sale/Purchase	Sell or Purchase as determined in the order book

- **Block bids**

Name	bbof_30-call_france_YYYYMMDD.csv
Format	csv
Separator	Semicolon separated values
Location	/<market area>/Intraday Auction/30 call FR Auction/Current/Block bids/ (Current year Y files are located in this folder, Y-1 and beyond files are located in /<market area>/Intraday Auction/30 call FR Auction/Historical/Block bids/
Update	Approx. 17:25 CET/CEST everyday

Line 1: # # delivery date (DD.MM.YYYY) Daily Manual Auction Block Bids

Column description:

<i>Header</i>	<i>Content and format</i>
Data type	ST = status BB = Block Bids AL = number of lines
Delivery Date	DD.MM.YYYY
BlockID	Unique ID number per block
Number of lines	Number
Currency	EUR (Euros)
Block Type	Types of block: C01: normal block, C02: linked block, C04: exclusive group block, C88: loop block
Creation Time	HH:MM:ss CET (IN WINTER)/CEST (IN SUMMER) CET (IN WINTER)/CEST (IN SUMMER) – indicates the time when the file is created
BlockCodePRM	empty
Creation Date	DD.MM.YYYY – indicates the day when the file is created
Execution	Y or N – indicates if a block bid has been executed or not
Limit Price	Market price, one decimal
Volume H01 Q1	Volume bid for Hour 1 and Half-Hour 1 (00:00-00:30), two decimals.
Volume H01 Q2	Volume bid for Hour 1 and Half-Hour 2 (00:30-01:00), two decimals.
Volume H02 Q1	Volume bid for Hour 2 and Half-Hour 1 (01:00-01:30), two decimals.
Volume H02 Q2	Volume bid for Hour 2 and Half-Hour 2 (01:30-02:00), two decimals.
Volume H03A Q1	Volume bid for Hour 3A and Half-Hour 1 (02:00-02:30), two decimals. Field is empty for switch to summer time (DST – Daylight Saving Time)

<i>Header</i>	<i>Content and format</i>
Volume H03A Q2	Volume bid for Hour 3A and Half-Hour 2 (02:30-03:00), two decimals. Field is empty for switch to summer time (DST – Daylight Saving Time)
Volume H03B Q1	Volume bid for Hour 3B and Half-Hour 1, two decimals. Field is filled for switch to winter time
Volume H03B Q2	Volume bid for Hour 3B and Half-Hour 2, two decimals. Field is filled for switch to winter time
...	...
Volume H24 Q2	Volume bid for Hour 24 and Half-Hour 2 (23:45-24:00), two decimals.
MAR	Minimum Acceptance Ratio
AAR	Actual Acceptance Ratio

Great-Britain:

The GB SEM 30min Intraday Auction D-1 (IDA1) GB SEM 30min Intraday Auction D (IDA2) refer to the GB intraday implicit auctions.

- **Prices**

Name	intraday_auction_spot_prices_SEM GB IDA1_YYYY.csv
Format	csv
Separator	Comma separated values
Location	/great-britain/Intraday Auction/GB 30min IDM Auction D-1/Current/Prices_Volumes/ (Current year Y files are located in this folder, Y-1 and beyond files are located in /great-britain/Intraday Auction/GB 30min IDM Auction D-1/Historical/Prices_Volumes/
Update	Approx. 19:05 CET/CEST everyday

Line 1: # [DD/MM/YYYY] [HH:MM:ss AM/PM] UTC: Prices - EPEX Spot Intraday Market Auction – SEM GB IDA1 – Currency: GBP

<i>Header</i>	<i>Content and format</i>
Delivery day	DD/MM/YYYY
Hour 1 Q1	Price value for 00:00 to 00:30 CET (IN WINTER)/CEST (IN SUMMER), two decimals.
Hour 1 Q2	Price value for 00:30 to 01:00 CET (IN WINTER)/CEST (IN SUMMER), two decimals.
Hour 2 Q1	Price value for 01:00 to 01:30 CET (IN WINTER)/CEST (IN SUMMER), two decimals.

<i>Header</i>	<i>Content and format</i>
Hour 2 Q1	Price value for 01:30 to 02:00 CET (IN WINTER)/CEST (IN SUMMER), two decimals.
Hour 3A Q1	Price value for 02:00 to 02:30 CET (IN WINTER)/CEST (IN SUMMER), two decimals. Field is empty for switch to summer time (DST – Daylight Saving Time)
Hour 3A Q2	Price value for 02:30 to 03:00 CET (IN WINTER)/CEST (IN SUMMER), two decimals. Field is empty for switch to summer time (DST – Daylight Saving Time)
Hour 3B Q1	Price value for 02:00 to 02:30 CET (IN WINTER)/CEST (IN SUMMER), two decimals. Field is filled for switch to winter time (DST – Daylight Saving Time)
Hour 3B Q2	Price value for 02:30 to 03:00 CET (IN WINTER)/CEST (IN SUMMER), two decimals. Field is filled for switch to winter time (DST – Daylight Saving Time)
..	
Minimum	Minimum price, two decimals.
Maximum	Maximum price, two decimals.
Baseload (0-23)	Average hourly price for the 48 half hours of the day, two decimals.
Peakload (8-19)	Average price for block including half-hours 9 Q1 to 20 Q2, two decimals.
Off-Peak (00-07 & 20-23)	Average price for block including half-hours 1Q1 to 8 Q2 (OP1) and 21 Q1 to 24 Q2 (OP2), two decimals.

Name	intraday_auction_spot_prices_SEM GB IDA2_YYYY.csv
Format	csv
Separator	Comma separated values
Location	/great-britain/Intraday Auction/GB 30min IDM Auction D/ Current/Prices_Volumes/ (Current year Y files are located in this folder, Y-1 and beyond files are located in /great-britain/Intraday Auction/GB 30min IDM Auction D/ Historical/Prices_Volumes/
Update	Approx. 09:35 CET/CEST everyday

Line 1: # [DD/MM/YYYY] [HH:MM:ss AM/PM] UTC: Prices - EPEX Spot Intraday Market Auction – SEM GB IDA2 – Currency: GBP

<i>Header</i>	<i>Content and format</i>
Delivery day	DD/MM/YYYY
Hour13 Q1	Price value for 12:00 to 12:30 CET (IN WINTER)/CEST (IN SUMMER), two decimals.

<i>Header</i>	<i>Content and format</i>
Hour 13 Q2	Price value for 12:30 to 13:00 CET (IN WINTER)/CEST (IN SUMMER), two decimals.
Hour14 Q1	Price value for 13:00 to 13:30 CET (IN WINTER)/CEST (IN SUMMER), two decimals.
Hour 14 Q2	Price value for 13:30 to 14:00 CET (IN WINTER)/CEST (IN SUMMER), two decimals.
..	
Minimum	Minimum price, two decimals.
Maximum	Maximum price, two decimals.
Baseload (0-23)	Average hourly price for the 22 half-hours of the period, two decimals.
Peakload (8-19)	Average price for block including half-hours 9 Q1 to 20 Q2, two decimals.
Off-Peak (00-07 & 20-23)	Average price for block including half-hours 1Q1 to 8 Q2 (OP1) and 21 Q1 to 24 Q2 (OP2), two decimals.

- **Volumes**

Name	intraday_auction_spot_volumes_SEM GB IDA1_YYYY.csv
Format	csv
Location	/great-britain/Intraday Auction/GB 30min IDM Auction D-1/Current/Prices_Volumes/ (Current year Y files are located in this folder, Y-1 and beyond files are located in /great-britain/Intraday Auction/GB 30min IDM Auction D-1/Historical/Prices_Volumes/
Update	Approx. 19:05 CET/CEST everyday

Line 1: # [DD/MM/YYYY] [HH:MM:ss AM/PM] UTC: Volumes - EPEX Spot Intraday Market Auction – SEM GB IDA1

<i>Header</i>	<i>Content and format</i>
Delivery day	DD/MM/YYYY
Hour 1 Q1	Volume traded from 00:00 to 00:30 CET (IN WINTER)/CEST (IN SUMMER).
Hour 1 Q2	Volume traded from 00:30 to 01:00 CET (IN WINTER)/CEST (IN SUMMER).
Hour 2 Q1	Volume traded from 01:00 to 01:30 CET (IN WINTER)/CEST (IN SUMMER).
Hour 2 Q1	Volume traded from 01:30 to 02:00 CET (IN WINTER)/CEST (IN SUMMER).
Hour 3A Q1	Price value from 02:00 to 02:30 CET (IN WINTER)/CEST (IN SUMMER). Field is empty for switch to summer time (DST – Daylight Saving Time)

<i>Header</i>	<i>Content and format</i>
Hour 3A Q2	Price value from 02:30 to 03:00 CET (IN WINTER)/CEST (IN SUMMER). Field is empty for switch to summer time (DST – Daylight Saving Time)
Hour 3B Q1	Volume traded from 02:00 to 02:30 CET (IN WINTER)/CEST (IN SUMMER). Field is filled for switch to winter time (DST – Daylight Saving Time)
Hour 3B Q2	Volume traded from 02:30 to 03:00 CET (IN WINTER)/CEST (IN SUMMER). Field is filled for switch to winter time (DST – Daylight Saving Time)
..	
Total Volume	Volume traded for the 48 half-hours of the day

Name	intraday_auction_spot_volumes_SEM GB IDA2_YYYY.csv
Format	csv
Separator	Comma separated values
Location	/great-britain/Intraday Auction/GB 30min IDM Auction D/Current/Prices_Volumes/ (Current year Y files are located in this folder, Y-1 and beyond files are located in /great-britain/Intraday Auction/GB 30min IDM Auction D/Historical/Prices_Volumes/
Update	Approx. 11:35 CET/CEST everyday

Line 1: # [DD/MM/YYYY] [HH:MM:ss AM/PM] UTC: Volumes - EPEX Spot Intraday Market Auction – SEM GB IDA2

<i>Header</i>	<i>Content and format</i>
Delivery day	DD/MM/YYYY
Hour13 Q1	Volume traded from 12:00 to 12:30 CET (IN WINTER)/CEST (IN SUMMER).
Hour 13 Q2	Volume traded from 12:30 to 13:00 CET (IN WINTER)/CEST (IN SUMMER).
Hour14 Q1	Volume traded from 13:00 to 13:30 CET (IN WINTER)/CEST (IN SUMMER).
Hour 14 Q2	Volume traded from 13:30 to 14:00 CET (IN WINTER)/CEST (IN SUMMER).
..	
Total Volume	Volume traded for the 22 half-hours of the period.

- **Aggregated curves**

The aggregated curves are the illustration of how the quarterly prices are determined.

Name	intraday_auction_aggregated_curves_SEM GB IDA1_yyyymmdd
Format	csv
Separator	Comma separated values
Location	/great-britain/Intraday Auction/GB 30min IDM Auction D-1/Current/Aggregated curves/
Update	Approx. 19:10 CET/CEST everyday

Line 1: # dd/mm/yyyy hh:mm:ss AM or PM : Aggregated Curves - EPEX Spot Intraday Market Auction - SEM GB IDA1

Column Header	Content and format
Date	Delivery date DD/MM/YYYY
Week	Number of current week in current year
Week Day	Number of current day in current week
Hour	Hour name (1 to 24)
Price	GBP, two decimals
Volume	MWh, one decimal
Sale/Purchase	Sell or Purchase as determined in the order book

Name	intraday_auction_aggregated_curves_SEM GB IDA2_yyyymmdd
Format	csv
Separator	Comma separated values
Location	/great-britain/Intraday Auction/GB 30min IDM Auction D/Current/Aggregated curves
Update	Approx. 09:40 CET/CEST everyday

Line 1: # dd/mm/yyyy hh:mm:ss AM or PM : Aggregated Curves - EPEX Spot Intraday Market Auction - SEM GB IDA2

Column Header	Content and format
Date	Delivery date DD/MM/YYYY
Week	Number of current week in current year
Week Day	Number of current day in current week
Hour	Hour name (13 to 24)
Price	GBP, two decimals
Volume	MWh, one decimal
Sale/Purchase	Sell or Purchase as determined in the order book

2.4.3 Intraday Continuous

- **General principles**

- All files are in csv format
- The first line of the file (before the content) is a “file header”, displaying the name of the report, the short name of the market area (MA), the period covered by the report and the creation timestamp

- MA shows the short name as follows: AT, BE, CH, DE, DK1, DK2, FI, FR, GB, NL, NO1, NO2, NO3, NO4, NO5, PL, SE1, SE2, SE3 and SE4
- All volumes are in **MWh**
- All files include data for one CET/CEST delivery day
- All timestamps are in UTC

• **Continuous Statistics files**

- The harmonized intraday continuous statistics files are created for each CET/CEST Delivery day (instead of one yearly file previously).
- Hourly and block products are included in the same statistics file.
- A trade is included in the intraday statistics file for a market area if:
 - An EPEX member is involved in the trade in the given market area
 - The trade is not an EPEX self-trade (trades for which the same counterparty is on the buy and the sell side)
 - The trade is not an OTC trade
 - The trade is not cancelled/recalled
 - The trade was not executed after Delivery start (After-market is excluded)

The EPEX SPOT intraday continuous statistics files are located either in the folder /<market area>/Intraday Continuous/Delayed/Results/, or /<market area>/Intraday Continuous/EOD/Results/.

File name: **Continuous_Statistics-MA-yyyyymmdd-yyyyymmddThhmmsssssZ.csv**

File format: csv

Data is published on a daily basis.

- Data updated every 20 minutes in the delayed offer
- The statistics are updated accordingly when there is a trade cancellation

Name	Continuous_Statistics-MA-yyyyymmdd-yyyyymmddThhmmsssssZ
Format	csv
Separator	Comma separated values
Update (Delayed folder)	Every 20 minutes
Update (EOD folder)	Approx. 01:00 CET/CEST everyday

Line 1: # Continuous Statistics – MA – yyyy-mm-dd - (yyyy-mm-ddThh:mm:ss.sssZ (update date and time in UTC)

Header	Format	Content
DeliveryStart	ISO8061 extended datetime (yyyy-mm-ddThh:mm:ssZ)	Delivery start of the contract, in UTC, including seconds
DeliveryEnd	ISO8061 extended datetime (yyyy-mm-ddThh:mm:ssZ)	Delivery end of the contract, in UTC, including seconds

<i>Header</i>	<i>Format</i>	<i>Content</i>
LowPrice	Decimal (compact formatting)	Lowest price traded for the contract in the given Market Area
HighPrice	Decimal (compact formatting)	Highest price traded for the contract in the given Market Area
LastPrice	Decimal (compact formatting)	Price of the last eligible trade on the contract in the given Market Area
WeightedAveragePrice	Decimal (compact formatting)	Volume weighted average of the prices of all eligible trades on the contract in the given Market Area
Currency	string	EUR or GBP
LastPriceTimeStamp	ISO8061 extended datetime (yyyymmddThhmmsssssZ.csv)	Timestamp of the last eligible trade on the contract, in UTC, including milliseconds
VolumeBuy	Decimal (compact formatting)	Total volume bought in on the contract in the given Market Area
VolumeSell	Decimal (compact formatting)	Total volume sold in on the contract in the given Market Area
VolumeUnit	string	MWH - Unit of the volumes, using UN/CEFACT recommendation 20 common code

Compact formatting of decimals means:

- No unnecessary leading & trailing zeros
- For numbers between 0 and 1, the decimal sign is preceded by a zero.
- No rounding/truncating
- Negative numbers start with a minus sign
- 0 is used for zero values

- **Continuous Transactions files**

A trade is included in the intraday transactions file for a market area if:

- An EPEX member is involved in the trade in the given market area
- The trade is included in the area of the EPEX member (not in the area of the other Nemo)
- The trade is not cancelled/recalled

File name: **Continuous_Trades-MA-yyyymmdd-yyyymmddThhmmsssssZ.csv**

File format: csv

Data is published on a daily basis.

- Data is updated every 20 minutes in the delayed offer
- The statistics are updated accordingly when there is a trade cancellation

Name	Continuous_Trades-MA-yyyyymmdd-yyyyymmddThhmmsssssZ
Format	csv in a zip file
Separator	Comma separated values
Update (Delayed folder)	Every 20 minutes
Update (EOD folder)	Approx. 01:00 CET/CEST everyday

Line 1: # Continuous Trades – MA – yyyy-mm-dd - (yyyy-mm-ddThh:mm:ss.sssZ (update date and time in UTC)

<i>Header</i>	<i>Format</i>	<i>Content</i>
Tradeld	Integer	Identifier of the trade
RemoteTradeld	Integer	Identifier of the trade if executed on the SOB
Side	string	Identifies the side of the trade leg (BUY or SELL)
Product	string	Identifies the product the trade was created on (XBID, Intraday, Hour, Half Hour, Quarter Hour)
DeliveryStart	ISO8061 extended datetime (yyyy-mm-ddThh:mm:ssZ)	Delivery start of the contract, in UTC, including seconds
DeliveryEnd	ISO8061 extended datetime (yyyy-mm-ddThh:mm:ssZ)	Delivery end of the contract, in UTC, including seconds
ExecutionTime	ISO8061 extended datetime (yyyy-mm-ddThh:mm:ssZ)	Trading time of the contract, in UTC, including milliseconds
DeliveryArea	string	delivery area where the trade leg is located (short name) For Germany: <ul style="list-style-type: none"> ▪ DE1: DE-ENBW ▪ DE2: DE-AMP ▪ DE3: DE-TPS ▪ DE4: DE-50HZ
TradePhase	string	Phase the contract of the trade at the time of matching (CONT, SDAT or AUCT). The Trade phase is the trading phase at the time of matching: <ul style="list-style-type: none"> - CONT (continuous): for Germany it is from opening of the contract up to 30mins before the delivery (then the SDAT – Same Delivery Area Trading - phase starts). for other market areas, it is the full trading session, Auction phases excepted

Header	Format	Content
		<ul style="list-style-type: none"> - SDAT (Same Delivery Area Trading): it is the last 25 mins on the trading session in Germany [30 to 5 min before start of delivery], during which the 4 TSO control areas are decoupled - AUCTION (auction): sometimes, when some cross-border capacity is released, an automatic auction is performed in the continuous market. In that case, the phase is "AUCTION".
UserDefinedBlock	string	Indicates if the trade is on a user defined block contract or not
SelfTrade	string	Indicates if the trade is a self-trade or if it is not possible to be determined (in case the counterpart is unknown)
Price	Decimal (compact formatting)	Price of the trade leg
Currency	string	EUR or GBP
Volume	Decimal (compact formatting)	Volume of the trade leg
VolumeUnit	string	MWH - Unit of the volumes, using UN/CEFACT recommendation 20 common code
OrderId	Integer	Reference to the order the trade leg is related to

- **Intraday Index files**

All indices are included in one file. Cross border trades with one leg (Buy/Sell) in the given market are taken into account in the calculation of indices. Cross-trades (i.e. self-trades; trades for which the same counterparty is on the buy and the sell side) are excluded.

The EPEX SPOT harmonised Intraday indices files are located in the folder /<market area>/Intraday Continuous/Indices/Intraday indices/.

All market areas:

File name: **Continuous_Index-MA-yyyyymmdd-yyyyymmddThhmmsssssZ.csv**

File format: csv

Data is published on a daily basis.

Name	Continuous_Index-MA-yyyyymmdd-yyyyymmddThhmmsssssZ
Format	csv

Separator	Comma separated values
Update	Approx. 01:00 CET/CEST everyday

Line 1: # Continuous Index – MA – yyyy-mm-dd - yyyy-mm-ddThh:mm:ss.sssZ (update date and time in UTC)

Header	Format	Content
IndexName	string	Index name to which the index is directly related or derived (IDFULL, ID3, ID1, RPD, RPD HH)
TimeResolution	string	Delivery duration or name of the defined block to which the index belongs to (60min, 30min, 15min, Base, Peak, Extended Peak, Industrial Peak, Offpeak)
DeliveryStart	ISO8061 extended datetime (yyyy-mm-ddThh:mm:ssZ)	Delivery start of the contract, in UTC, including seconds
DeliveryEnd	ISO8061 extended datetime (yyyy-mm-ddThh:mm:ssZ)	Delivery end of the contract, in UTC, including seconds
IndexPrice	Decimal (compact formatting)	Index calculated for each product
Currency	string	EUR or GBP
IndexVolume	Decimal (compact formatting)	Total volume in the given Market Area
VolumeUnit	string	MWH

- **Orders files**

Orders files display the M7 order book in a given market area.

The EPEX SPOT orders files are located in the folder /<market area>/Intraday Continuous/Orders/

All market areas:

File name: **Continuous_Orders-MA-yyyymmdd-yyyymmddThhmmsssssZ.csv**

File format: csv

Data is published on a daily basis.

Name	Continuous_Orders-MA-yyyymmdd-yyyymmddThhmmsssssZ
Format	csv in a zip file
Separator	Comma separated values
Update	Once a day. Approx. 10AM CET/CEST (D+1 for all market areas, except NL and BE where the files will be available at D+2 due to after-market trades)

Line 1: # Continuous Orders – MA – yyyy-mm-dd - yyyy-mm-ddThh:mm:ss.sssZ (update date and time in UTC)

<i>Header</i>	<i>Format</i>	<i>Content</i>
OrderId	integer	Identifier of the order
InitialId	Integer	Identifier of the first order in a modification chain
ParentId	Integer	Identifier of the previous order in a modification chain
Side	string	Side of the order
Product	string	Product the order was created on
DeliveryStart	ISO8061 extended datetime (yyyy-mm-ddThh:mm:ssZ)	Delivery start of the contract, in UTC, including seconds
DeliveryEnd	ISO8061 extended datetime (yyyy-mm-ddThh:mm:ssZ)	Delivery end of the contract, in UTC, including seconds
CreationTime	ISO8061 extended datetime (yyyy-mm-ddThh:mm:sssZ)	Time when the order was created, in UTC, including milliseconds
DeliveryArea	string	Delivery area of the order For Germany: <ul style="list-style-type: none"> ▪ DE1: DE-ENBW ▪ DE2: DE-AMP ▪ DE3: DE-TPS ▪ DE4: DE-50HZ
ExecutionRestriction	string	Execution restriction of the order
UserDefinedBlock	string	Indicates if the order is on a user defined block contract or not
LinkedBasketId	Integer	Identifier of the linked basket the order is part of. Empty if the order is not part of a linked basket
RevisionNo	Integer	Revision number of the order revision
ActionCode	string	Indicates the action that resulted in the creation of the order revision. Action code description: A-Added C-Reduced volume D-Deleted by the user H-Hibernated I-Iceberg M-Matched/Executed P-Martially matched X-Deleted by the trading system
TransactionTime	ISO8061 extended timestamp	Time when the order revision was created, in UTC, including milliseconds
ValidityTime	ISO8061 extended timestamp	Defines the time until when the order is valid. Empty if the order is not submitted with Good-Till-Date (GTD) validity restriction
Price	Decimal (compact formatting)	Price of the order at this revision
Currency	string	EUR or GBP
Quantity	Decimal (compact formatting)	Quantity of the order at this revision

Header	Format	Content
QuantityUnit	string	MAW (Unit of the quantity, using UN/CEFACT recommendation 20 common code)
Volume	Decimal (compact formatting)	Total volume in the given Market Area
VolumeUnit	string	MWH (Unit of the volume, using UN/CEFACT recommendation 20 common code)

2.4.4 CZC and Flow files

Nordic Capacity Market Document Description

File name: **PMBResults_BN-BN_YYYYMMDD_YYYYMMDDHHmmss_1.xml**

File format: xml

Name	PMBResults_BN-BN_YYYYMMDD_YYYYMMDDHHmmss_1.xml
Format	xml
Update	Approx. 13:00 CET daily

Element Name	Description
+mRID	Unique identification of the document
+revisionNumber	Version of the document being sent
+type	The coded type of the document being sent. Valid values: A31
+process.processType	The process type identifies the nature of the process that the document addresses Valid values: A15 (Capacity Determination)
+sender_MarketParticipant.mRID	Identification of the party who is sending the document.
+sender_MarketParticipant.markedRole.type	Identification of the role that is played by the sender. Valid values: A36 (Capacity Coordinator)
+receiver_MarketParticipant.mRID	Identification of the party who is receiving the document.
+receiver_MarketParticipant.markedRole.type	Identification of the role that is played by the receiver. Valid values: A07 (Transmission Capacity Allocator)
+createdDateTime	The date and time of the creation of the document.
+period.timeInterval	The start and end date and time for a given interval
+domain.mRID	The unique identification of the domain
+TimeSeries	List of time series
++mRID	A unique identification of the time series.
++ businessType	The identification of the nature of the time series.

<i>Element Name</i>	<i>Description</i>
	Valid values: A26 (Available transfer capacity (ATC))
++ product	The identification of the nature of an energy product such as power, energy, reactive power, etc. Valid values: 8716867000016 (Active power)
++ in_Domain.mRID	The EIC code of the area where the product is being delivered.
++ out_Domain.mRID	The EIC code of the area where the product is being extracted.
++ measure_Unit.name	The unit of measurement used for the quantities expressed within the time series.
++ curveType	The identification of the coded representation of the type of curve being described.
++Period	List of periods
+++ timeInterval	The start and end time of the period.
+++ resolution	The definition of the number of units of time that compose an individual step within a period. Example: PT60M expresses a 60 minute.
+++Point	Contains the list of quantities for each time interval
++++ position	A sequential value representing the relative position within a given time interval.
++++ quantity	The principal quantity identified for a point.

2.4.5 Guarantees of origin

The EPEX SPOT GO Auction results and indices files are located in the folder /guarantees of origin/Current/Prices_Volumes/.

File name: **auction_results_guarantees_of_origin_yyyymmdd.csv**

File format: csv

Name	auction_results_guarantees_of_origin_yyyymmdd
Format	csv
Separator	Comma separated values
Update	Auction Day at 11:30 AM CET/CEST

Line 1: #[Auction Date in the format DD/MM/YYYY] [File Creation Date Time in UTC in the format HH:MM:SS AM/PM]: Auction Indices and Results - Guarantees of Origin

<i>First table (index data)</i>		
<i>Header</i>	<i>Format</i>	<i>Content</i>
Indices	Text	Name of indices: <ul style="list-style-type: none"> • Europe Hydro • Europe Solar • Europe Wind

<i>First table (index data)</i>		
<i>Header</i>	<i>Format</i>	<i>Content</i>
		<ul style="list-style-type: none"> Nordic Hydro
ProductionPeriod	Mmm. YY (for a production period covering one month) Mmm. YY – Mmm. YY (for a production covering several months)	Production period for which the underlying energy was produced
PriceIndex	Numerical with 2 decimal points and dots used a decimal separator	Index calculated for each zone in EUR
VolumeIndex	Numerical with no decimal points	Volume used in the calculation of the index

<i>Second table (Market Results)</i>		
<i>Header</i>	<i>Format</i>	<i>Content</i>
Technology	Text	Hydro, wind and solar
Country	Text	List of countries accepted: Austria, Belgium, Croatia, Czech Republic, Denmark, Estonia, Finland, France, Germany, Ireland, Italy, Lithuania, Luxembourg, Netherlands, Norway, Slovakia, Slovenia, Spain, Sweden, and Switzerland
SubsidyScheme	Text	GOs can be linked to an asset under a subsidy scheme or not: <ul style="list-style-type: none"> For Buy orders, possible values for subsidy scheme are: “No” or “All” For Sell orders, possible values for subsidy scheme are: “Yes” or “No”
ProductionPeriod	Mmm. YY (for a production period covering one month) Mmm. YY – Mmm. YY (for a production covering several months)	Production period for which the underlying energy was produced
MarketClearingPriceBuy	Numerical with 2 decimal points and dots used a decimal separator	Buy price determined by the algorithm for the relevant product
ClearedVolumeBuy	Numerical with no decimal points	Total volume purchased
MarketClearingPriceSell	Numerical with 2 decimal points and dots used a decimal separator	Sell price determined by the algorithm for the relevant product
ClearedVolumeSell	Numerical with no decimal points	Total volume sold
Currency	Text	Euro
VolumeUnit	Text	MWh

3 Annex: Folder structure and full paths

Market	Modality	Mode	Full Path
Archives	Elix	-	/archives/Elix
	MCC	-	/archives/MCC
	Resilience	-	/archives/Resilience
austria	Day-Ahead Auction	EOD	/austria/Day-Ahead Auction/Hourly/Current/Aggregated curves
	Day-Ahead Auction	EOD	/austria/Day-Ahead Auction/Hourly/Current/Block bids
	Day-Ahead Auction	EOD	/austria/Day-Ahead Auction/Hourly/Current/Prices_Volumes
	Day-Ahead Auction	Historical	/austria/Day-Ahead Auction/Hourly/Historical/Aggregated curves
	Day-Ahead Auction	Historical	/austria/Day-Ahead Auction/Hourly/Historical/Block bids
	Day-Ahead Auction	Historical	/austria/Day-Ahead Auction/Hourly/Historical/Prices_Volumes
	Day-Ahead Auction	Historical	/austria/DE-AT Day-Ahead Auction/Aggregated curves
	Day-Ahead Auction	Historical	/austria/DE-AT Day-Ahead Auction/Block bids
	Day-Ahead Auction	Historical	/austria/DE-AT Day-Ahead Auction/Prices_Volumes
	Intraday Auction	EOD	/austria/Intraday Auction/15 call AT Auction/Current/Aggregated curves
	Intraday Auction	EOD	/austria/Intraday Auction/15 call AT Auction/Current/Block bids
	Intraday Auction	EOD	/austria/Intraday Auction/15 call AT Auction/Current/Prices_Volumes
	Intraday Auction	Historical	/austria/Intraday Auction/15 call AT Auction/Historical/Aggregated curves
	Intraday Auction	Historical	/austria/Intraday Auction/15 call AT Auction/Historical/Block bids
	Intraday Auction	Historical	/austria/Intraday Auction/15 call AT Auction/Historical/Prices_Volumes
	Intraday Continuous	Historical	/austria/DE-AT Intraday Continuous/Results
	Intraday Continuous	Historical	/austria/DE-AT Intraday Continuous/Transactions
	Intraday Continuous	Delayed	/austria/Intraday Continuous/Delayed/Results
	Intraday Continuous	Delayed	/austria/Intraday Continuous/Delayed/Transactions
	Intraday Continuous	Historical	/austria/Intraday Continuous/EOD/Historical/Results
	Intraday Continuous	Historical	/austria/Intraday Continuous/EOD/Historical/Transactions
	Intraday Continuous	EOD	/austria/Intraday Continuous/EOD/Results
	Intraday Continuous	EOD	/austria/Intraday Continuous/EOD/Transactions
	Intraday Continuous	Historical	/austria/Intraday Continuous/Indices/Historical/Intraday indices

Market	Modality	Mode	Full Path
	Intraday Continuous	EOD	/austria/Intraday Continuous/Indices/Intraday indices
	Intraday Continuous	EOD	/austria/Intraday Continuous/Orders
belgium	APX Archives	Historical	/belgium/APX Archives/Daily market results
	APX Archives	Historical	/belgium/APX Archives/Reports/Monthly reports
	APX Archives	Historical	/belgium/APX Archives/Reports/Weekly reports
	APX Archives	Historical	/belgium/APX Archives/Resilience Analysis
	Day-Ahead Auction	EOD	/belgium/Day-Ahead Auction/Hourly/Current/Aggregated curves
	Day-Ahead Auction	EOD	/belgium/Day-Ahead Auction/Hourly/Current/Block bids
	Day-Ahead Auction	EOD	/belgium/Day-Ahead Auction/Hourly/Current/Prices_Volumes
	Day-Ahead Auction	Historical	/belgium/Day-Ahead Auction/Hourly/Historical/Aggregated curves
	Day-Ahead Auction	Historical	/belgium/Day-Ahead Auction/Hourly/Historical/Block bids
	Day-Ahead Auction	Historical	/belgium/Day-Ahead Auction/Hourly/Historical/Prices_Volumes
	Intraday Auction	EOD	/belgium/Intraday Auction/15 call BE Auction/Current/Aggregated curves
	Intraday Auction	EOD	/belgium/Intraday Auction/15 call BE Auction/Current/Block bids
	Intraday Auction	EOD	/belgium/Intraday Auction/15 call BE Auction/Current/Prices_Volumes
	Intraday Auction	Historical	/belgium/Intraday Auction/15 call BE Auction/Historical/Aggregated curves
	Intraday Auction	Historical	/belgium/Intraday Auction/15 call BE Auction/Historical/Block bids
	Intraday Auction	Historical	/belgium/Intraday Auction/15 call BE Auction/Historical/Prices_Volumes
	Intraday Continuous	Delayed	/belgium/Intraday Continuous/Delayed/Results
	Intraday Continuous	Delayed	/belgium/Intraday Continuous/Delayed/Transactions
	Intraday Continuous	Historical	/belgium/Intraday Continuous/EOD/Historical/Results
	Intraday Continuous	Historical	/belgium/Intraday Continuous/EOD/Historical/Transactions
Intraday Continuous	EOD	/belgium/Intraday Continuous/EOD/Results	
Intraday Continuous	EOD	/belgium/Intraday Continuous/EOD/Transactions	

Market	Modality	Mode	Full Path
	Intraday Continuous	Historical	/belgium/Intraday Continuous/Indices/Historical/Intraday indices
	Intraday Continuous	EOD	/belgium/Intraday Continuous/Indices/Intraday indices
	Intraday Continuous	EOD	/belgium/Intraday Continuous/Orders
CZC	Britned	Historical	/czc_and_flows/CZC/Britned/YYYY/MM
CZC	Nordics	-	/czc_and_flows/CZC/Nordic/YYYY/MM
flows	Britned	Historical	/czc_and_flows/Flows/Britned/YYYY/MM
denmark 1	Day-Ahead Auction	EOD	/denmark 1/Day-Ahead Auction/Hourly/Current/Aggregated curves
	Day-Ahead Auction	EOD	/denmark 1/Day-Ahead Auction/Hourly/Current/Block bids
	Day-Ahead Auction	EOD	/denmark 1/Day-Ahead Auction/Hourly/Current/Prices_Volumes
	Day-Ahead Auction	Historical	/denmark 1/Day-Ahead Auction/Hourly/Historical/Aggregated curves
	Day-Ahead Auction	Historical	/denmark 1/Day-Ahead Auction/Hourly/Historical/Block bids
	Day-Ahead Auction	Historical	/denmark 1/Day-Ahead Auction/Hourly/Historical/Prices_Volumes
	Intraday Continuous	Delayed	/denmark 1/Intraday Continuous/Delayed/Results
	Intraday Continuous	Delayed	/denmark 1/Intraday Continuous/Delayed/Transactions
	Intraday Continuous	Historical	/denmark 1/Intraday Continuous/EOD/Historical/Results
	Intraday Continuous	Historical	/denmark 1/Intraday Continuous/EOD/Historical/Transactions
	Intraday Continuous	EOD	/denmark 1/Intraday Continuous/EOD/Results
	Intraday Continuous	EOD	/denmark 1/Intraday Continuous/EOD/Transactions
	Intraday Continuous	Historical	/denmark 1/Intraday Continuous/Indices/Historical/Intraday indices
	Intraday Continuous	EOD	/denmark 1/Intraday Continuous/Indices/Intraday indices
	Intraday Continuous	EOD	/denmark 1/Intraday Continuous/Orders
denmark 2	Day-Ahead Auction	EOD	/denmark 2/Day-Ahead Auction/Hourly/Current/Aggregated curves
	Day-Ahead Auction	EOD	/denmark 2/Day-Ahead Auction/Hourly/Current/Block bids
	Day-Ahead Auction	EOD	/denmark 2/Day-Ahead Auction/Hourly/Current/Prices_Volumes
	Day-Ahead Auction	Historical	/denmark 2/Day-Ahead Auction/Hourly/Historical/Aggregated curves

Market	Modality	Mode	Full Path
	Day-Ahead Auction	Historical	/denmark 2/Day-Ahead Auction/Hourly/Historical/Block bids
	Day-Ahead Auction	Historical	/denmark 2/Day-Ahead Auction/Hourly/Historical/Prices_Volumes
	Intraday Continuous	Delayed	/denmark 2/Intraday Continuous/Delayed/Results
	Intraday Continuous	Delayed	/denmark 2/Intraday Continuous/Delayed/Transactions
	Intraday Continuous	Historical	/denmark 2/Intraday Continuous/EOD/Historical/Results
	Intraday Continuous	Historical	/denmark 2/Intraday Continuous/EOD/Historical/Transactions
	Intraday Continuous	EOD	/denmark 2/Intraday Continuous/EOD/Results
	Intraday Continuous	EOD	/denmark 2/Intraday Continuous/EOD/Transactions
	Intraday Continuous	Historical	/denmark 2/Intraday Continuous/Indices/Historical/Intraday indices
	Intraday Continuous	EOD	/denmark 2/Intraday Continuous/Indices/Intraday indices
	Intraday Continuous	EOD	/denmark 2/Intraday Continuous/Orders
	finland	Day-Ahead Auction	EOD
Day-Ahead Auction		EOD	/finland/Day-Ahead Auction/Hourly/Current/Block bids
Day-Ahead Auction		EOD	/finland/Day-Ahead Auction/Hourly/Current/Prices_Volumes
Day-Ahead Auction		Historical	/finland/Day-Ahead Auction/Hourly/Historical/Aggregated curves
Day-Ahead Auction		Historical	/finland/Day-Ahead Auction/Hourly/Historical/Block bids
Day-Ahead Auction		Historical	/finland/Day-Ahead Auction/Hourly/Historical/Prices_Volumes
Intraday Continuous		Delayed	/finland/Intraday Continuous/Delayed/Results
Intraday Continuous		Delayed	/finland/Intraday Continuous/Delayed/Transactions
Intraday Continuous		Historical	/finland/Intraday Continuous/EOD/Historical/Results
Intraday Continuous		Historical	/finland/Intraday Continuous/EOD/Historical/Transactions
Intraday Continuous		EOD	/finland/Intraday Continuous/EOD/Results
Intraday Continuous		EOD	/finland/Intraday Continuous/EOD/Transactions
Intraday Continuous	Historical	/finland/Intraday Continuous/Indices/Historical/Intraday indices	

Market	Modality	Mode	Full Path
	Intraday Continuous	EOD	/finland/Intraday Continuous/Indices/Intraday indices
	Intraday Continuous	EOD	/finland/Intraday Continuous/Orders
france	Capacity Auction	EOD	/france/Capacity Auction/Auction/Aggregated curves
	Capacity Auction	EOD	/france/Capacity Auction/Auction/Prices_Volumes
	Day-Ahead Auction	EOD	/france/Day-Ahead Auction/Hourly/Current/Aggregated curves
	Day-Ahead Auction	EOD	/france/Day-Ahead Auction/Hourly/Current/Block bids
	Day-Ahead Auction	EOD	/france/Day-Ahead Auction/Hourly/Current/Prices_Volumes
	Day-Ahead Auction	Historical	/france/Day-Ahead Auction/Hourly/Historical/Aggregated curves
	Day-Ahead Auction	Historical	/france/Day-Ahead Auction/Hourly/Historical/Block bids
	Day-Ahead Auction	Historical	/france/Day-Ahead Auction/Hourly/Historical/Prices_Volumes
	Intraday Auction	EOD	/france/Intraday Auction/30 call FR Auction/Current/Aggregated curves
	Intraday Auction	EOD	/france/Intraday Auction/30 call FR Auction/Current/Block bids
	Intraday Auction	EOD	/france/Intraday Auction/30 call FR Auction/Current/Prices_Volumes
	Intraday Auction	Historical	/france/Intraday Auction/30 call FR Auction/Historical/Aggregated curves
	Intraday Auction	Historical	/france/Intraday Auction/30 call FR Auction/Historical/Block bids
	Intraday Auction	Historical	/france/Intraday Auction/30 call FR Auction/Historical/Prices_Volumes
	Intraday Continuous	Delayed	/france/Intraday Continuous/Delayed/Results
	Intraday Continuous	Delayed	/france/Intraday Continuous/Delayed/Transactions
	Intraday Continuous	Historical	/france/Intraday Continuous/EOD/Historical/Results
	Intraday Continuous	Historical	/france/Intraday Continuous/EOD/Historical/Transactions
	Intraday Continuous	EOD	/france/Intraday Continuous/EOD/Results
	Intraday Continuous	EOD	/france/Intraday Continuous/EOD/Transactions
	Intraday Continuous	Historical	/france/Intraday Continuous/Indices/Historical/Intraday indices
	Intraday Continuous	EOD	/france/Intraday Continuous/Indices/Intraday indices
	Intraday Continuous	EOD	/france/Intraday Continuous/Orders

Market	Modality	Mode	Full Path
germany	Day-Ahead Auction	EOD	/germany/Day-Ahead Auction/Hourly/Current/Aggregated curves
	Day-Ahead Auction	EOD	/germany/Day-Ahead Auction/Hourly/Current/Block bids
	Day-Ahead Auction	EOD	/germany/Day-Ahead Auction/Hourly/Current/Prices_Volumes
	Day-Ahead Auction	EOD	/germany/Day-Ahead Auction/Hourly/Historical/Aggregated curves
	Day-Ahead Auction	EOD	/germany/Day-Ahead Auction/Hourly/Historical/Block bids
	Day-Ahead Auction	EOD	/germany/Day-Ahead Auction/Hourly/Historical/Prices_volumes
	Day-Ahead Auction	Historical	/germany/DE-AT Day-Ahead Auction/Aggregated curves
	Day-Ahead Auction	Historical	/germany/DE-AT Day-Ahead Auction/Block bids
	Day-Ahead Auction	Historical	/germany/DE-AT Day-Ahead Auction/Prices_Volumes
	Intraday Continuous	Historical	/germany/DE-AT Intraday Continuous/Results
	Intraday Continuous	Historical	/germany/DE-AT Intraday Continuous/Transactions
	Intraday Auction	EOD	/germany/Intraday Auction/15 call DE Auction/Current/Aggregated curves
	Intraday Auction	EOD	/germany/Intraday Auction/15 call DE Auction/Current/Block bids
	Intraday Auction	EOD	/germany/Intraday Auction/15 call DE Auction/Current/Prices_Volumes
	Intraday Auction	Historical	/germany/Intraday Auction/15 call DE Auction/Historical/Aggregated curves
	Intraday Auction	Historical	/germany/Intraday Auction/15 call DE Auction/Historical/Block bids
	Intraday Auction	Historical	/germany/Intraday Auction/15 call DE Auction/Historical/Prices_volumes
	Intraday Continuous	Delayed	/germany/Intraday Continuous/Delayed/Results
	Intraday Continuous	Delayed	/germany/Intraday Continuous/Delayed/Transactions
	Intraday Continuous	Historical	/germany/Intraday Continuous/EOD/Historical/Results
	Intraday Continuous	Historical	/germany/Intraday Continuous/EOD/Historical/Transactions
	Intraday Continuous	EOD	/germany/Intraday Continuous/EOD/Results
	Intraday Continuous	EOD	/germany/Intraday Continuous/EOD/Transactions
	Intraday Continuous	Historical	/germany/Intraday Continuous/Indices/Historical/Intraday indices

Market	Modality	Mode	Full Path
	Intraday Continuous	EOD	/germany/Intraday Continuous/Indices/Intraday indices
	Intraday Continuous	EOD	/germany/Intraday Continuous/Orders
	Phelix DE-AT	Historical	/germany/Phelix/Historical/Prices_Volumes
	Phelix DE-AT	EOD	/germany/Phelix/Prices_Volumes
great-britain	APX Archives	Historical	/great-britain/APX Archives/Daily Market Bulletin/Historical Data
	APX Archives	Historical	/great-britain/APX Archives/Dart/DART FIX FILES/all
	APX Archives	Historical	/great-britain/APX Archives/Forward Settlement Prices
	APX Archives	Historical	/great-britain/APX Archives/High Low Report
	APX Archives	Historical	/great-britain/APX Archives/Monthly Market Bulletin
	APX Archives	Historical	/great-britain/APX Archives/Settlement Spot/all
	APX Archives	Historical	/great-britain/APX Archives/Settlement Spot/CSV versions
	APX Archives	Historical	/great-britain/APX Archives/Settlement Spot/Spot Settlement Charts/Historic Data
	APX Archives	Historical	/great-britain/APX Archives/Subscription/RPD/Archive
	APX Archives	Historical	/great-britain/APX Archives/Subscription/RPD/UK
	APX Archives	Historical	/great-britain/APX Archives/Subscription/Settlement
	Day-Ahead Auction HH	EOD	/great-britain/Day-Ahead Auction/Half-hourly/Current/Aggregated curves
	Day-Ahead Auction HH	EOD	/great-britain/Day-Ahead Auction/Half-hourly/Current/Block bids
	Day-Ahead Auction HH	EOD	/great-britain/Day-Ahead Auction/Half-hourly/Current/Prices_Volumes
	Day-Ahead Auction HH	Historical	/great-britain/Day-Ahead Auction/Half-hourly/Historical/Aggregated curves
	Day-Ahead Auction HH	Historical	/great-britain/Day-Ahead Auction/Half-hourly/Historical/Block bids
	Day-Ahead Auction HH	Historical	/great-britain/Day-Ahead Auction/Half-hourly/Historical/Prices_Volumes
	Day-Ahead Auction	EOD	/great-britain/Day-Ahead Auction/Hourly/Current/Aggregated curves
	Day-Ahead Auction	EOD	/great-britain/Day-Ahead Auction/Hourly/Current/Block bids
	Day-Ahead Auction	EOD	/great-britain/Day-Ahead Auction/Hourly/Current/Prices_Volumes
	Day-Ahead Auction	Historical	/great-britain/Day-Ahead Auction/Hourly/Historical/Aggregated curves

Market	Modality	Mode	Full Path
	Day-Ahead Auction	Historical	/great-britain/Day-Ahead Auction/Hourly/Historical/Block bids
	Day-Ahead Auction	Historical	/great-britain/Day-Ahead Auction/Hourly/Historical/Prices_Volumes
	Intraday Auction	EOD	/great-britain/Intraday Auction/GB 30min IDM Auction D/Current/Prices_Volumes
	Intraday Auction	Historical	/great-britain/Intraday Auction/GB 30min IDM Auction D/Historical/Prices_Volumes
	Intraday Auction	EOD	/great-britain/Intraday Auction/GB 30min IDM Auction D-1/Current/Prices_Volumes
	Intraday Auction	Historical	/great-britain/Intraday Auction/GB 30min IDM Auction D-1/Historical/Prices_Volumes
	Intraday Continuous	Delayed	/great-britain/Intraday Continuous/Delayed/Results
	Intraday Continuous	Delayed	/great-britain/Intraday Continuous/Delayed/Transactions
	Intraday Continuous	Historical	/great-britain/Intraday Continuous/EOD/Historical/Results
	Intraday Continuous	Historical	/great-britain/Intraday Continuous/EOD/Historical/Transactions
	Intraday Continuous	EOD	/great-britain/Intraday Continuous/EOD/Results
	Intraday Continuous	EOD	/great-britain/Intraday Continuous/EOD/Transactions
	Intraday Continuous	Historical	/great-britain/Intraday Continuous/Indices/Historical/Intraday Indices
	Intraday Continuous	Historical	/great-britain/Intraday Continuous/Indices/Historical/RPD HH 1H 2H 4H/YYYY
	Intraday Continuous	Historical	/great-britain/Intraday Continuous/Indices/Historical/RPD HH Only/YYYY
	Intraday Continuous	EOD	/great-britain/Intraday Continuous/Indices/Intraday indices
	Intraday Continuous	EOD	/great-britain/Intraday Continuous/Indices/RPD HH 1H 2H 4H
	Intraday Continuous	EOD	/great-britain/Intraday Continuous/Indices/RPD HH Only
	Intraday Continuous	EOD	/great-britain/Intraday Continuous/Orders
netherlands	APX Archives	Historical	/netherlands/APX Archives/Charts
	APX Archives	Historical	/netherlands/APX Archives/Daily market results
	APX Archives	Historical	/netherlands/APX Archives/Reports/Monthly reports
	APX Archives	Historical	/netherlands/APX Archives/Reports/Weekly reports

Market	Modality	Mode	Full Path
	APX Archives	Historical	/netherlands/APX Archives/Resilience Analysis
	APX Archives	Historical	/netherlands/APX Archives/Strips Market/Historical data
	Day-Ahead Auction	EOD	/netherlands/Day-Ahead Auction/Hourly/Current/Aggregated curves
	Day-Ahead Auction	EOD	/netherlands/Day-Ahead Auction/Hourly/Current/Block bids
	Day-Ahead Auction	EOD	/netherlands/Day-Ahead Auction/Hourly/Current/Prices_Volumes
	Day-Ahead Auction	Historical	/netherlands/Day-Ahead Auction/Hourly/Historical/Aggregated curves
	Day-Ahead Auction	Historical	/netherlands/Day-Ahead Auction/Hourly/Historical/Block bids
	Day-Ahead Auction	Historical	/netherlands/Day-Ahead Auction/Hourly/Historical/Prices_Volumes
	Intraday Auction	EOD	/netherlands/Intraday Auction/15 call NL Auction/Current/Aggregated curves
	Intraday Auction	EOD	/netherlands/Intraday Auction/15 call NL Auction/Current/Block bids
	Intraday Auction	EOD	/netherlands/Intraday Auction/15 call NL Auction/Current/Prices_Volumes
	Intraday Auction	Historical	/netherlands/Intraday Auction/15 call NL Auction/Historical/Aggregated curves
	Intraday Auction	Historical	/netherlands/Intraday Auction/15 call NL Auction/Historical/Block bids
	Intraday Auction	Historical	/netherlands/Intraday Auction/15 call NL Auction/Historical/Prices_Volumes
	Intraday Continuous	Delayed	/netherlands/Intraday Continuous/Delayed/Results
	Intraday Continuous	Delayed	/netherlands/Intraday Continuous/Delayed/Transactions
	Intraday Continuous	Historical	/netherlands/Intraday Continuous/EOD/Historical/Results
	Intraday Continuous	Historical	/netherlands/Intraday Continuous/EOD/Historical/Transactions
	Intraday Continuous	EOD	/netherlands/Intraday Continuous/EOD/Results
	Intraday Continuous	EOD	/netherlands/Intraday Continuous/EOD/Transactions
	Intraday Continuous	Historical	/netherlands/Intraday Continuous/Indices/Historical/Intraday indices
	Intraday Continuous	EOD	/netherlands/Intraday Continuous/Indices/Intraday indices
	Intraday Continuous	EOD	/netherlands/Intraday Continuous/Orders
norway 1	Day-Ahead Auction	EOD	/norway 1/Day-Ahead Auction/Hourly/Current/Aggregated curves

Market	Modality	Mode	Full Path
	Day-Ahead Auction	EOD	/norway 1/Day-Ahead Auction/Hourly/Current/Block bids
	Day-Ahead Auction	EOD	/norway 1/Day-Ahead Auction/Hourly/Current/Prices_Volumes
	Day-Ahead Auction	Historical	/norway 1/Day-Ahead Auction/Hourly/Historical/Aggregated curves
	Day-Ahead Auction	Historical	/norway 1/Day-Ahead Auction/Hourly/Historical/Block bids
	Day-Ahead Auction	Historical	/norway 1/Day-Ahead Auction/Hourly/Historical/Prices_Volumes
	Intraday Continuous	Delayed	/norway 1/Intraday Continuous/Delayed/Results
	Intraday Continuous	Delayed	/norway 1/Intraday Continuous/Delayed/Transactions
	Intraday Continuous	Historical	/norway 1/Intraday Continuous/EOD/Historical/Results
	Intraday Continuous	Historical	/norway 1/Intraday Continuous/EOD/Historical/Transactions
	Intraday Continuous	EOD	/norway 1/Intraday Continuous/EOD/Results
	Intraday Continuous	EOD	/norway 1/Intraday Continuous/EOD/Transactions
	Intraday Continuous	Historical	/norway 1/Intraday Continuous/Indices/Historical/Intraday indices
	Intraday Continuous	EOD	/norway 1/Intraday Continuous/Indices/Intraday indices
	Intraday Continuous	EOD	/norway 1/Intraday Continuous/Orders
norway 2	Day-Ahead Auction	EOD	/norway 2/Day-Ahead Auction/Hourly/Current/Aggregated curves
	Day-Ahead Auction	EOD	/norway 2/Day-Ahead Auction/Hourly/Current/Block bids
	Day-Ahead Auction	EOD	/norway 2/Day-Ahead Auction/Hourly/Current/Prices_Volumes
	Day-Ahead Auction	Historical	/norway 2/Day-Ahead Auction/Hourly/Historical/Aggregated curves
	Day-Ahead Auction	Historical	/norway 2/Day-Ahead Auction/Hourly/Historical/Block bids
	Day-Ahead Auction	Historical	/norway 2/Day-Ahead Auction/Hourly/Historical/Prices_Volumes
	Intraday Continuous	Delayed	/norway 2/Intraday Continuous/Delayed/Results
	Intraday Continuous	Delayed	/norway 2/Intraday Continuous/Delayed/Transactions
	Intraday Continuous	Historical	/norway 2/Intraday Continuous/EOD/Historical/Results

Market	Modality	Mode	Full Path
	Intraday Continuous	Historical	/norway 2/Intraday Continuous/EOD/Historical/Transactions
	Intraday Continuous	EOD	/norway 2/Intraday Continuous/EOD/Results
	Intraday Continuous	EOD	/norway 2/Intraday Continuous/EOD/Transactions
	Intraday Continuous	Historical	/norway 2/Intraday Continuous/Indices/Historical/Intraday indices
	Intraday Continuous	EOD	/norway 2/Intraday Continuous/Indices/Intraday indices
	Intraday Continuous	EOD	/norway 2/Intraday Continuous/Orders
norway 3	Day-Ahead Auction	EOD	/norway 3/Day-Ahead Auction/Hourly/Current/Aggregated curves
	Day-Ahead Auction	EOD	/norway 3/Day-Ahead Auction/Hourly/Current/Block bids
	Day-Ahead Auction	EOD	/norway 3/Day-Ahead Auction/Hourly/Current/Prices_Volumes
	Day-Ahead Auction	Historical	/norway 3/Day-Ahead Auction/Hourly/Historical/Aggregated curves
	Day-Ahead Auction	Historical	/norway 3/Day-Ahead Auction/Hourly/Historical/Block bids
	Day-Ahead Auction	Historical	/norway 3/Day-Ahead Auction/Hourly/Historical/Prices_Volumes
	Intraday Continuous	Delayed	/norway 3/Intraday Continuous/Delayed/Results
	Intraday Continuous	Delayed	/norway 3/Intraday Continuous/Delayed/Transactions
	Intraday Continuous	Historical	/norway 3/Intraday Continuous/EOD/Historical/Results
	Intraday Continuous	Historical	/norway 3/Intraday Continuous/EOD/Historical/Transactions
	Intraday Continuous	EOD	/norway 3/Intraday Continuous/EOD/Results
	Intraday Continuous	EOD	/norway 3/Intraday Continuous/EOD/Transactions
	Intraday Continuous	Historical	/norway 3/Intraday Continuous/Indices/Historical/Intraday indices
	Intraday Continuous	EOD	/norway 3/Intraday Continuous/Indices/Intraday indices
	Intraday Continuous	EOD	/norway 3/Intraday Continuous/Orders
norway 4	Day-Ahead Auction	EOD	/norway 4/Day-Ahead Auction/Hourly/Current/Aggregated curves
	Day-Ahead Auction	EOD	/norway 4/Day-Ahead Auction/Hourly/Current/Block bids
	Day-Ahead Auction	EOD	/norway 4/Day-Ahead Auction/Hourly/Current/Prices_Volumes

Market	Modality	Mode	Full Path
	Day-Ahead Auction	Historical	/norway 4/Day-Ahead Auction/Hourly/Historical/Aggregated curves
	Day-Ahead Auction	Historical	/norway 4/Day-Ahead Auction/Hourly/Historical/Block bids
	Day-Ahead Auction	Historical	/norway 4/Day-Ahead Auction/Hourly/Historical/Prices_Volumes
	Intraday Continuous	Delayed	/norway 4/Intraday Continuous/Delayed/Results
	Intraday Continuous	Delayed	/norway 4/Intraday Continuous/Delayed/Transactions
	Intraday Continuous	Historical	/norway 4/Intraday Continuous/EOD/Historical/Results
	Intraday Continuous	Historical	/norway 4/Intraday Continuous/EOD/Historical/Transactions
	Intraday Continuous	EOD	/norway 4/Intraday Continuous/EOD/Results
	Intraday Continuous	EOD	/norway 4/Intraday Continuous/EOD/Transactions
	Intraday Continuous	Historical	/norway 4/Intraday Continuous/Indices/Historical/Intraday indices
	Intraday Continuous	EOD	/norway 4/Intraday Continuous/Indices/Intraday indices
	Intraday Continuous	EOD	/norway 4/Intraday Continuous/Orders
	norway 5	Day-Ahead Auction	EOD
Day-Ahead Auction		EOD	/norway 5/Day-Ahead Auction/Hourly/Current/Block bids
Day-Ahead Auction		EOD	/norway 5/Day-Ahead Auction/Hourly/Current/Prices_Volumes
Day-Ahead Auction		Historical	/norway 5/Day-Ahead Auction/Hourly/Historical/Aggregated curves
Day-Ahead Auction		Historical	/norway 5/Day-Ahead Auction/Hourly/Historical/Block bids
Day-Ahead Auction		Historical	/norway 5/Day-Ahead Auction/Hourly/Historical/Prices_Volumes
Intraday Continuous		Delayed	/norway 5/Intraday Continuous/Delayed/Results
Intraday Continuous		Delayed	/norway 5/Intraday Continuous/Delayed/Transactions
Intraday Continuous		Historical	/norway 5/Intraday Continuous/EOD/Historical/Results
Intraday Continuous		Historical	/norway 5/Intraday Continuous/EOD/Historical/Transactions
Intraday Continuous		EOD	/norway 5/Intraday Continuous/EOD/Results

Market	Modality	Mode	Full Path
	Intraday Continuous	EOD	/norway 5/Intraday Continuous/EOD/Transactions
	Intraday Continuous	Historical	/norway 5/Intraday Continuous/Indices/Historical/Intraday indices
	Intraday Continuous	EOD	/norway 5/Intraday Continuous/Indices/Intraday indices
	Intraday Continuous	EOD	/norway 5/Intraday Continuous/Orders
poland	Day-Ahead Auction	EOD	/poland/Day-Ahead Auction/Hourly/Current/Aggregated curves
	Day-Ahead Auction	EOD	/poland/Day-Ahead Auction/Hourly/Current/Block bids
	Day-Ahead Auction	EOD	/poland/Day-Ahead Auction/Hourly/Current/Prices_Volumes
	Day-Ahead Auction	Historical	/poland/Day-Ahead Auction/Hourly/Historical/Aggregated curves
	Day-Ahead Auction	Historical	/poland/Day-Ahead Auction/Hourly/Historical/Block bids
	Day-Ahead Auction	Historical	/poland/Day-Ahead Auction/Hourly/Historical/Prices_Volumes
	Intraday Continuous	Delayed	/poland/Intraday Continuous/Delayed/Results
	Intraday Continuous	Delayed	/poland/Intraday Continuous/Delayed/Transactions
	Intraday Continuous	Historical	/poland/Intraday Continuous/EOD/Historical/Results
	Intraday Continuous	Historical	/poland/Intraday Continuous/EOD/Historical/Transactions
	Intraday Continuous	EOD	/poland/Intraday Continuous/EOD/Results
	Intraday Continuous	EOD	/poland/Intraday Continuous/EOD/Transactions
sweden 1	Day-Ahead Auction	EOD	/sweden 1/Day-Ahead Auction/Hourly/Current/Aggregated curves
	Day-Ahead Auction	EOD	/sweden 1/Day-Ahead Auction/Hourly/Current/Block bids
	Day-Ahead Auction	EOD	/sweden 1/Day-Ahead Auction/Hourly/Current/Prices_Volumes
	Day-Ahead Auction	Historical	/sweden 1/Day-Ahead Auction/Hourly/Historical/Aggregated curves
	Day-Ahead Auction	Historical	/sweden 1/Day-Ahead Auction/Hourly/Historical/Block bids
	Day-Ahead Auction	Historical	/sweden 1/Day-Ahead Auction/Hourly/Historical/Prices_Volumes
	Intraday Continuous	Delayed	/sweden 1/Intraday Continuous/Delayed/Results
	Intraday Continuous	Delayed	/sweden 1/Intraday Continuous/Delayed/Transactions

Market	Modality	Mode	Full Path
	Intraday Continuous	Historical	/sweden 1/Intraday Continuous/EOD/Historical/Results
	Intraday Continuous	Historical	/sweden 1/Intraday Continuous/EOD/Historical/Transactions
	Intraday Continuous	EOD	/sweden 1/Intraday Continuous/EOD/Results
	Intraday Continuous	EOD	/sweden 1/Intraday Continuous/EOD/Transactions
	Intraday Continuous	Historical	/sweden 1/Intraday Continuous/Indices/Historical/Intraday indices
	Intraday Continuous	EOD	/sweden 1/Intraday Continuous/Indices/Intraday indices
	Intraday Continuous	EOD	/sweden 1/Intraday Continuous/Orders
sweden 2	Day-Ahead Auction	EOD	/sweden 2/Day-Ahead Auction/Hourly/Current/Aggregated curves
	Day-Ahead Auction	EOD	/sweden 2/Day-Ahead Auction/Hourly/Current/Block bids
	Day-Ahead Auction	EOD	/sweden 2/Day-Ahead Auction/Hourly/Current/Prices_Volumes
	Day-Ahead Auction	Historical	/sweden 2/Day-Ahead Auction/Hourly/Historical/Aggregated curves
	Day-Ahead Auction	Historical	/sweden 2/Day-Ahead Auction/Hourly/Historical/Block bids
	Day-Ahead Auction	Historical	/sweden 2/Day-Ahead Auction/Hourly/Historical/Prices_Volumes
	Intraday Continuous	Delayed	/sweden 2/Intraday Continuous/Delayed/Results
	Intraday Continuous	Delayed	/sweden 2/Intraday Continuous/Delayed/Transactions
	Intraday Continuous	Historical	/sweden 2/Intraday Continuous/EOD/Historical/Results
	Intraday Continuous	Historical	/sweden 2/Intraday Continuous/EOD/Historical/Transactions
	Intraday Continuous	EOD	/sweden 2/Intraday Continuous/EOD/Results
	Intraday Continuous	EOD	/sweden 2/Intraday Continuous/EOD/Transactions
	Intraday Continuous	Historical	/sweden 2/Intraday Continuous/Indices/Historical/Intraday indices
	Intraday Continuous	EOD	/sweden 2/Intraday Continuous/Indices/Intraday indices
	Intraday Continuous	EOD	/sweden 2/Intraday Continuous/Orders
sweden 3	Day-Ahead Auction	EOD	/sweden 3/Day-Ahead Auction/Hourly/Current/Aggregated curves
	Day-Ahead Auction	EOD	/sweden 3/Day-Ahead Auction/Hourly/Current/Block bids

Market	Modality	Mode	Full Path
	Day-Ahead Auction	EOD	/sweden 3/Day-Ahead Auction/Hourly/Current/Prices_Volumes
	Day-Ahead Auction	Historical	/sweden 3/Day-Ahead Auction/Hourly/Historical/Aggregated curves
	Day-Ahead Auction	Historical	/sweden 3/Day-Ahead Auction/Hourly/Historical/Block bids
	Day-Ahead Auction	Historical	/sweden 3/Day-Ahead Auction/Hourly/Historical/Prices_Volumes
	Intraday Continuous	Delayed	/sweden 3/Intraday Continuous/Delayed/Results
	Intraday Continuous	Delayed	/sweden 3/Intraday Continuous/Delayed/Transactions
	Intraday Continuous	Historical	/sweden 3/Intraday Continuous/EOD/Historical/Results
	Intraday Continuous	Historical	/sweden 3/Intraday Continuous/EOD/Historical/Transactions
	Intraday Continuous	EOD	/sweden 3/Intraday Continuous/EOD/Results
	Intraday Continuous	EOD	/sweden 3/Intraday Continuous/EOD/Transactions
	Intraday Continuous	Historical	/sweden 3/Intraday Continuous/Indices/Historical/Intraday indices
	Intraday Continuous	EOD	/sweden 3/Intraday Continuous/Indices/Intraday indices
	Intraday Continuous	EOD	/sweden 3/Intraday Continuous/Orders
sweden 4	Day-Ahead Auction	EOD	/sweden 4/Day-Ahead Auction/Hourly/Current/Aggregated curves
	Day-Ahead Auction	EOD	/sweden 4/Day-Ahead Auction/Hourly/Current/Block bids
	Day-Ahead Auction	EOD	/sweden 4/Day-Ahead Auction/Hourly/Current/Prices_Volumes
	Day-Ahead Auction	Historical	/sweden 4/Day-Ahead Auction/Hourly/Historical/Aggregated curves
	Day-Ahead Auction	Historical	/sweden 4/Day-Ahead Auction/Hourly/Historical/Block bids
	Day-Ahead Auction	Historical	/sweden 4/Day-Ahead Auction/Hourly/Historical/Prices_Volumes
	Intraday Continuous	Delayed	/sweden 4/Intraday Continuous/Delayed/Results
	Intraday Continuous	Delayed	/sweden 4/Intraday Continuous/Delayed/Transactions
	Intraday Continuous	Historical	/sweden 4/Intraday Continuous/EOD/Historical/Results
	Intraday Continuous	Historical	/sweden 4/Intraday Continuous/EOD/Historical/Transactions

Market	Modality	Mode	Full Path
	Intraday Continuous	EOD	/sweden 4/Intraday Continuous/EOD/Results
	Intraday Continuous	EOD	/sweden 4/Intraday Continuous/EOD/Transactions
	Intraday Continuous	Historical	/sweden 4/Intraday Continuous/Indices/Historical/Intraday indices
	Intraday Continuous	EOD	/sweden 4/Intraday Continuous/Indices/Intraday indices
	Intraday Continuous	EOD	/sweden 4/Intraday Continuous/Orders
switzerland	Day-Ahead Auction	EOD	/switzerland/Day-Ahead Auction/Hourly/Current/Aggregated curves
	Day-Ahead Auction	EOD	/switzerland/Day-Ahead Auction/Hourly/Current/Block bids
	Day-Ahead Auction	EOD	/switzerland/Day-Ahead Auction/Hourly/Current/Prices_Volumes
	Day-Ahead Auction	Historical	/switzerland/Day-Ahead Auction/Hourly/Historical/Aggregated curves
	Day-Ahead Auction	Historical	/switzerland/Day-Ahead Auction/Hourly/Historical/Block bids
	Day-Ahead Auction	Historical	/switzerland/Day-Ahead Auction/Hourly/Historical/Prices_Volumes
	Intraday Auction	EOD	/switzerland/Intraday Auction/CH IDA1/Current/Aggregated curves
	Intraday Auction	EOD	/switzerland/Intraday Auction/CH IDA1/Current/Block bids
	Intraday Auction	EOD	/switzerland/Intraday Auction/CH IDA1/Current/Prices_Volumes
	Intraday Auction	Historical	/switzerland/Intraday Auction/CH IDA1/Historical/Aggregated Curves
	Intraday Auction	Historical	/switzerland/Intraday Auction/CH IDA1/Historical/Block bids
	Intraday Auction	Historical	/switzerland/Intraday Auction/CH IDA1/Historical/Prices_Volumes
	Intraday Auction	EOD	/switzerland/Intraday Auction/CH IDA2/Current/Aggregated curves
	Intraday Auction	EOD	/switzerland/Intraday Auction/CH IDA2/Current/Block bids
	Intraday Auction	EOD	/switzerland/Intraday Auction/CH IDA2/Current/Prices_Volumes
	Intraday Auction	Historical	/switzerland/Intraday Auction/CH IDA2/Historical/Aggregated Curves
	Intraday Auction	Historical	/switzerland/Intraday Auction/CH IDA2/Historical/Block bids
	Intraday Auction	Historical	/switzerland/Intraday Auction/CH IDA2/Historical/Prices_Volumes
	Intraday Continuous	Delayed	/switzerland/Intraday Continuous/Delayed/Results

Market	Modality	Mode	Full Path
	Intraday Continuous	Delayed	/switzerland/Intraday Continuous/Delayed/Transactions
	Intraday Continuous	Historical	/switzerland/Intraday Continuous/EOD/Historical/Results
	Intraday Continuous	Historical	/switzerland/Intraday Continuous/EOD/Historical/Transactions
	Intraday Continuous	EOD	/switzerland/Intraday Continuous/EOD/Results
	Intraday Continuous	EOD	/switzerland/Intraday Continuous/EOD/Transactions
	Intraday Continuous	Historical	/switzerland/Intraday Continuous/Indices/Historical/Intraday indices
	Intraday Continuous	EOD	/switzerland/Intraday Continuous/Indices/Intraday indices
	Intraday Continuous	EOD	/switzerland/Intraday Continuous/Orders
guarantees of origin		Current	/guarantees of origin/Current/Prices_Volumes
		Historical	/guarantees of origin/Historical/Prices_Volumes

4 Contacts

Your contacts	
<p>Head of Market Data and E-Learning</p> <p>Françoise Maguet +33 (0) 1 73 03 61 83 marketdata.sales@epexspot.com</p>	<p>Market Data Sales Manager</p> <p>Monika Suntinger +33 (0)1 73 03 61 63 marketdata.sales@epexspot.com</p> <p>Market Data Project</p> <p>Sophie Morin +33 (0)1 73 03 61 56 marketdata.sales@epexspot.com</p> <p>Sovann Khou +33 (0)1 73 03 61 68 marketdata.sales@epexspot.com</p>